

# DIVISIONAL REVIEW MEETING

DIVISION --- PALAMAU

VENUE : ZONAL AGRICULTURAL  
CENTER, CHIYANKI, PALAMAU

DATE: 04/06/2013

DISTRICT HEALTH MISSION, DISTRICT HEALTH  
SOCIETY (DHS)& DISTRICT LEVEL VIGILANCE AND  
MONITORING COMMITTEE (DLVMC)

<b>Name of District</b>	<b>Total No. of Meetings held of District Health Mission in FY 12-13</b>	<b>Total No. of Meetings held of DHS in FY 12-13</b>	<b>Total No. of Meetings held of DLVMC in FY 12-13</b>
<b>Garhwa</b>	<b>3</b>	<b>4</b>	<b>2</b>
<b>Latehar</b>	<b>02</b>	<b>04</b>	<b>02</b>
<b>PALAMU</b>	<b>1</b>	<b>5</b>	<b>1</b>

# FACTSHEET FOR DISTRICTS

<b>Demographic Indicator</b>	<b>Jharkhand</b>	<b>GARHWA</b>	<b>LATEHAR</b>	<b>PALAMAU</b>	<b>Source</b>
Population	32966238	13,22,387	7,42,813	20,03,506	<b>Census 2011</b>
CBR	23.3	23.4	22.3	22.3	<b>AHS 2011-12</b>
IMR	38	36	44	44	<b>AHS 2011-12</b>
MMR	261 (SRS – survey period 2007-09)	320			<b>AHS 2011-12</b>
Full Immunization	77	69	76	76	<b>HMIS 2012-13</b>
Institutional Delivery	46	51	41	44	<b>HMIS 2012-13</b>
Family Planning Services- Male Sterilization	29	4	17	13	<b>HMIS 2012-13</b>
Family Planning Services- Female Sterilization	70	98	59	90	<b>HMIS 2012-13</b>

**GARHWA - Summary of Facility wise Service Delivery 2012-13**

<b>Type of Facility</b>	<b>DH</b>	<b>SDH</b>	<b>CHC</b>	<b>PHC</b>	<b>HSC</b>	<b>Total</b>	<b>Target</b>	<b>% Achievement</b>
No. of Facility	1	1	6	10	111	129		
OPD attendance (All)	78546	36611	115340	41979	135027	407503	1368271	30
Inpatient Admission	11312	3316	9199	127		23954	407503	6
Deaths	277	0	0	1		278	23954	1
Operation major (General and spinal anesthesia)	9	0	1011	0		1020	23954	4
Operation minor (No or local anesthesia)	1645	0	634	0		2279	23954	10
AYUSH	1740	0	491	0		2231		
Adolescent counselling services	0	208	554	0		762		
Delivery Conducted at Public Facility	5341	2158	7187	1556	2051	18293	39000	47
C-section Delivery conducted at Public Facility	44	0	0	0		44	7622	1
Number of cases where Janani Suraksha Yogna incentive paid to Mothers	4471	1160	10566	458	154	16809	18293	92
Number of cases where Janani Suraksha Yogna incentive paid to ASHA	518	961	9912	458	154	12003	18293	66
Number of cases of pregnant women with Obstetric Complications and attended at facility	85	0	32	2	4111	4230		
Number of Complicated pregnancies treated with IV antibiotics	68	0	273	0		341	4230	8
Number of Complicated pregnancies treated with IV antihypertensive/Magsulph injection	62	0	11	0		73	4230	2
Number of Complicated pregnancies treated with IV Oxytocis	70	0	46	0		116	4230	3
Blood Transfusion	61	0	0	0		61	4230	
Women receiving post partum checkup within 48 hours after delivery	4906	0	3660	1191		9757	18293	53

**GARHWA - Summary of Facility wise Service Delivery 2012-13**

<b>Type of Facility</b>	<b>DH</b>	<b>SDH</b>	<b>CHC</b>	<b>PHC</b>	<b>HSC</b>	<b>Total</b>	<b>Target</b>	<b>% Achievement</b>
No. of Facility	1	1	6	10	111	129		
NSV Conducted at Public Facility	4	1	28	0		33	1000	3
Tubectomy Conducted at Public Facility	270	531	2332	0		3133	9000	35
Full Immunization Conducted at Public Facility	933	102	1529	1734	19298	23596	34000	69
Total Number of test for Hb	3370	10	379	47	2581	6387	39000	16
Of which Number having Hb < 7 mg	391	1	2	0	45	439	6387	7
HIV tests conducted	3344	1485	0	0		4829		
Number Positive	29	5	0	0		34		
Widal tests conducted	0	0	0	0		0		
VDRL tests conducted	710	0	0	0		710		
Malaria tests conducted	4920	3823	78616	2330		89689		
Plasmodium Vivax test positive	1132	269	5139	183		6723		
Plasmodum Falciparum test positive	13	7	304	3		327		
Total No. of LTs including all Programmes	4	1	6	2	0	13		

**LATEHAR - Summary of Facility wise Service Delivery 2012-13**

<b>Type of Facility</b>	<b>DH</b>	<b>CHC</b>	<b>PHC</b>	<b>HSC</b>	<b>Total</b>	<b>Target</b>	<b>% Achievement</b>
No. of Facility	1	7	7	97	112	112	100
OPD attendance (All)	208800	113890	25084	130577	478351	750852	64
Inpatient Admission	4335	4611	194		9140	478351	2
Deaths	29	334	0		363	9140	4
Operation major (General and spinal anesthesia)	16	621	0		637	9140	7
Operation minor (No or local anesthesia)	45	114	0		159	9140	2
AYUSH	6087	223	0		6310		
Adolescent counselling services	80	1052	0		1132		
Delivery Conducted at Public Facility	1153	4146	399	3028	8726	21000	42
C-section Delivery conducted at Public Facility	10	0	0		10	3636	0
Number of cases where Janani Suraksha Yogna incentive paid to Mothers	639	3986	382	2659	7666	8726	88
Number of cases where Janani Suraksha Yogna incentive paid to ASHA	286	2973	353	2471	6083	8726	70
Number of cases of pregnant women with Obstetric Complications and attended at facility	145	0	0		145		
Number of Complicated pregnancies treated with IV antibiotics	360	28	0		388	145	268
Number of Complicated pregnancies treated with IV antihypertensive/Magsulph injection	12	0	0		12	145	8
Number of Complicated pregnancies treated with IV Oxytocis	228	9	0		237	145	163
Blood Transfusion	21	0	0		21	145	
Women receiving post partum checkup within 48 hours after delivery	564	3329	364		4257	8726	49

**LATEHAR - Summary of Facility wise Service Delivery 2012-13**

<b>Type of Facility</b>	<b>DH</b>	<b>CHC</b>	<b>PHC</b>	<b>HSC</b>	<b>Total</b>	<b>Target</b>	<b>% Achievement</b>
No. of Facility	<b>1</b>	<b>7</b>	<b>7</b>	<b>97</b>	<b>112</b>	<b>112</b>	<b>100</b>
NSV Conducted at Public Facility	2	99	2		103	600	17
Tubectomy Conducted at Public Facility	54	1755	381		2190	3700	59
Full Immunization Conducted at Public Facility	379	1078	718	11579	13754	18000	76
Total Number of test for Hb	4297	1671	295	3514	9777	21000	47
Of which Number having Hb < 7 mg	129	15	11	105	260	9777	3
HIV tests conducted	2459	169	0		2628		
Number Positive	129	0	0		129		
Widal tests conducted	424	34	0		458		
VDRL tests conducted	1370	7	0		1377		
Malaria tests conducted	9039	47289	5529		61857		
Plasmodium Vivax test positive	277	4360	577		5214		
Plasmodium Falciparum test positive	40	582	117		739		
Total No. of LTs including all Programmes	<b>5</b>	<b>14</b>	<b>2</b>	<b>0</b>	<b>20</b>	-	-

**PALAMAU - Summary of Facility wise Service Delivery 2012-13**

<b>Type of Facility</b>	<b>DH</b>	<b>CHC</b>	<b>PHC</b>	<b>HSC</b>	<b>Total</b>	<b>Target</b>	<b>% Achievement</b>
No. of Facility	1	10	21	171	203		
OPD attendance (All)	179087	222819	80964	229390	712260	2003505	36
Inpatient Admission	24538	14828	2479		41845	712260	6
Deaths	0	9	0		9	41845	0
Operation major (General and spinal anesthesia)	405	1653	585		2643	41845	6
Operation minor (No or local anesthesia)	415	980	0		1395	41845	3
AYUSH	21087	3200	0		24287		
Adolescent counselling services	0	5567	249		5816		
Delivery Conducted at Public Facility	4507	10469	2905	2586	20467	56000	37
C-section Delivery conducted at Public Facility	179	7	0		186	8528	2
Number of cases where Janani Suraksha Yogna incentive paid to Mothers	4605	11747	2213	1978	20543	20467	100
Number of cases where Janani Suraksha Yogna incentive paid to ASHA	4004	11188	1692	1772	18656	20467	91
Number of cases of pregnant women with Obstetric Complications and attended at facility	0	0	8		8		
Number of Complicated pregnancies treated with IV antibiotics	0	0	1		1	8	13
Number of Complicated pregnancies treated with IV antihypertensive/Magsulph injection	0	0	0		0	8	0
Number of Complicated pregnancies treated with IV Oxytocis	0	0	0		0	8	0
Blood Transfusion	0	0	0		0	8	
Women receiving post partum checkup within 48 hours after delivery	0	9258	2611		11869	20467	58



**PALAMAU - Summary of Facility wise Service Delivery 2012-13**

<b>Type of Facility</b>	<b>DH</b>	<b>CHC</b>	<b>PHC</b>	<b>HSC</b>	<b>Total</b>	<b>Target</b>	<b>% Achievement</b>
No. of Facility	1	10	21	171	203		
NSV Conducted at Public Facility	17	150	24		191	1500	13
Tubectomy Conducted at Public Facility	497	5056	328		5881	11500	51
Full Immunization Conducted at Public Facility	0	3863	5344	27922	37129	49000	76
Total Number of test for Hb	6239	9905	2306	20325	38775	56000	69
Of which Number having Hb < 7 mg	655	520	28	520	1723	38775	4
HIV tests conducted	2474	3274	0		5748		
Number Positive	0	258	0		258		
Widal tests conducted	0	0	0		0		
VDRL tests conducted	0	0	0		0		
Malaria tests conducted	0	150614	7953		158567		
Plasmodium Vivax test positive	0	9898	451		10349		
Plasmodum Falciparum test positive	0	308	37		345		
Total No. of LTs including all Programmes	6	13	3	0	22		

# STATUS OF FRU - GARHWA

Name of FRU	Sadar Hospital ,Garhwa		No. of Beds		30
No. of Normal Delivery in FY 11-12	5309		No. of C-section Delivery in FY 11-12		42
Expected No. of C-section to be conducted in FY 12-13 (5% of Normal Delivery in 11-12)	265		No. of C-section Delivery in FY 12-13		55
Status of Blood Bank/ Blood Storage Unit	Functioned		Availability of Equipment		available
	Name	Degree	Regular/ Contractual	Posted since (Date)	No. of C- section done in 12-13
Detail of OBS/GYN/ EmOC Trained	Dr.Pushpa Sahgal	MBBS	Regular	10 july 2013	21
	Dr. Ragini Agrawal	MBBS,MS (Gyno)	Regular	29 <sup>th</sup> april 2008	29
	Dr.Neetu Singh	MBBS,MD(Anesthesia)	contractual	12 agust 2011	51
Detail of ANESTHETIST/ LSAS Trained					
Detail of SURGEON	Dr. Sanjay Kumar	MBBS,MS	Regular	13 Oct 2011	5
Detail of PAEDIATRICS/ F-IMNCI trained	Dr.Arun Kumar	MBBS,MD	Regular	12 July 2012	
	Dr. Alok Kumar	MBBS,DCH	contractual	13 oct,2013	

# STATUS OF FRU - GARHWA

Name of FRU	<b>Nagar Untari</b>		No. of Beds		<b>30</b>
No. of Normal Delivery in FY 11-12	<b>1394</b>		No. of C-section Delivery in FY 11-12		<b>0</b>
Expected No. of C-section to be conducted in FY 12-13 (5% of Normal Delivery in 11-12)	<b>70</b>		No. of C-section Delivery in FY 12-13		<b>0</b>
Status of Blood Bank/ Blood Storage Unit	Under process		Availability of Equipment		
	<b>Name</b>	<b>Degree</b>	<b>Regular/ Contractual</b>	<b>Posted since (Date)</b>	<b>No. of C-section done in 12-13</b>
Detail of OBS/GYN/ EmOC Trained	Dr.Lalita Verma	MBBS(Gyno)	Regular	28 oct 2011	<b>0</b>
Detail of ANESTHETIST/ LSAS Trained	Dr. Shyam Sundar PAswan	MBBS(LSAS)	Regular	25/2/2012	<b>0</b>
Detail of SURGEON					
Detail of PAEDIATRICS/ F-IMNCI trained	Dr. Shyam Sundar Singh	MBBS, MD() PAED	regular	12/01/2013	

# STATUS OF FRU – DISTRICT LATEHAR

<b>Name of FRU</b>	<b>District Hospital latehar</b>		<b>No. of Beds</b>		<b>100</b>
No. of Normal Delivery in FY 11-12	<b>944</b>		No. of C-section Delivery in FY 11-12		<b>0</b>
Expected No. of C-section to be conducted in FY 12-13 (5% of Normal Delivery in 11-12)	<b>47</b>		No. of C-section Delivery in FY 12-13		<b>11</b>
Status of Blood Bank/ Blood Storage Unit	Functional		Availability of Equipment		Yes
	<b>Name</b>	<b>Degree</b>	<b>Regular/ Contractual</b>	<b>Posted since (Date)</b>	<b>No. of C-section done in 12-13</b>
Detail of OBS/GYN/ EmOC Trained	Dr Dharmsheela Choudhry	MBBS , DGO	Regular	05.05.2008	<b>3</b>
	Dr Marsa Topno	MD ( GYNE)	Regular	04.11.2011	<b>8</b>
	Dr Nirupama Topno	EmoC	Regular	Oct 2009	<b>0</b>
Detail of ANESTHETIST/ LSAS Trained	Dr H C Mahto	MD (Anesthesia)	Regular	05.07.2012	<b>3</b>
	Dr Ashok Orieya	LSAS	Regular	04.11.2011	<b>8</b>
	Dr Mahfuz Alam	LSAS	Regular	Oct 2009	<b>0</b>
Detail of SURGEON	Dr S K Sing	MS Surgery	Regular	Dec 2012	<b>0</b>
Detail of PAEDIATRICS/ F-IMNCI trained	Dr Ashutosh Tripathi	Pediatrics	Regular	Jan 13	

# STATUS OF FRU : PALAMAU

Name of FRU	<b>SADAR HOSPITAL, DATLTONGANJ</b>		No. of Beds		<b>100</b>
No. of Normal Delivery in FY 11-12	<b>3780</b>		No. of C-section Delivery in FY 11-12		<b>176</b>
Expected No. of C-section to be conducted in FY 12-13 (5% of Normal Delivery in 11-12)	<b>196</b>		No. of C-section Delivery in FY 12-13		<b>179</b>
<b>Status of Blood Storage Unit</b>			<b>Availability of Equipment</b>		
	<b>Name</b>	<b>Degree</b>	<b>Regular/ Contractual</b>	<b>Posted since (Date)</b>	<b>No. of C- section done in 12-13</b>
Detail of OBS/GYN/ EmOC Trained	Dr. Archana Tiwary	MBBS	Regular	03.10.2009	36
	Dr. S.S. Horo	MBBS	Regular	14.07.2000	21
	Dr. Usha Kiran Singh	MBBS	Regular	30.11.1990	26
	Dr. Nilam Horo	MBBS	Regular	24.10.2009	21
	Dr. Chaman Kumar	MBBS	Regular	28.10.2009	15
	Dr. Rahat jabin	MBBS	Contract		8
Detail of ANESTHETIST/ LSAS Trained	Dr. MP singh	MBBS	Regular	15.3.1988	140
	Dr. Krishna kumar	MBBS	Regular		13
Detail of SURGEON	Dr. Sanjay Kumar	MBBS	Regular	28.06.1997	
Detail of PAEDIATRICS / F-IMNCI trained	Dr. Satish Pathak	MD	Regular		
	Dr. Mithlesh Pd.	MBBS	Regular		

# STATUS OF FRU : PALAMAU

Name of FRU	<b>HUSSAINABAD</b>		No. of Beds		<b>4</b>
No. of Normal Delivery in FY 11-12	<b>1746</b>		No. of C-section Delivery in FY 11-12		<b>0</b>
Expected No. of C-section to be conducted in FY 12-13 (5% of Normal Delivery in 11-12)	<b>73</b>		No. of C-section Delivery in FY 12-13		<b>7</b>
Status of Blood Storage Unit	Not Installed		Availability of Equipment		
	Name	Degree	Regular/ Contractual	Posted since (Date)	No. of C-section done in 12-13
Detail of OBS/GYN/ EmOC Trained	Dr Anil Kumar	MBBS	Regular	07/07/2008	7
Detail of ANESTHETIST/ LSAS Trained	Dr P N Jha	MBBS	Regular	13/9/2011	0
Detail of SURGEON					
Detail of PAEDIATRICS / F-IMNCI trained					

# STATUS OF PHC – GARHWA

Name of Block	Total No. of PHC	Name of PHC	24x7 Functional (Y/N)	No. of Doctors Posted in PHC	No. of Staff Nurse + ANM posted in PHC	Normal Deliveries conducted from April - June	Normal Deliveries conducted from July - Sept	Normal Deliveries conducted from Oct - Dec	Normal Deliveries conducted from Jan – March	Average No. of Delivery / month
Garhwa Sadar	1	DANDA	y	1	2	61	156	221	282	24
IGarhwa Sadar	1	Medhna	Y	1	2	3	8	11	14	1
Manjhion	1	Kandi	N.	0	2	71	167	266	381	32
	2	Kharundha	Y	1	1	71	200	308	408	34
	3	Morbey	N	0	1	14	40	70	110	9
Meral	1	Chataniya	Y	0	2	8	29	57	69	6
	1	Dandai	Y	1	2	0	17	31	42	4
Ranka	1	chiniya	Y	1	2	0	0	2	10	1
		Ramkanda	N	0	2	7	43	85	152	13
Bhawnathpur	1	ARANGI	N	0	2	0	0	0	88	7

# STATUS OF HSC – GARHWA

Name of Block	Total No. of HSC	Number of HSC in Govt Building	Number of HSC in Other Building	No. of ANM posted in HSC	No. of SBA Trained ANM posted in HSC	No. of HSC conducting Deliveries from April – June	No. of HSC conducting Deliveries from July - Sept	No. of HSC conducting Deliveries from Oct - Dec	No. of HSC conducting Deliveries from Jan - March	No. of HSC conducting more than 3 Deliveries / month
Garhwa Sadar	13	13	0	17	14	0	0	6	12	3
Meral	15	14	3	20	18	2	3	3	11	5
Nagar untari	17	17	0	18	18	0	0	7	12	4
Dhurki	10	9	1	14	8	8	8	8	8	6
Bhawnathpur	20	7	13	19	18	0	0	5	9	4
Manjhion	14	12	2	14	14	1	1	7	12	7
Ranka	14	12	2	15	13	0	0	2	5	0
Bhandaria	8	5	3	8	8	5	5	5	7	3
Total	111	89	24	125	111	11	12	41	76	32



# STATUS OF PHC - LATEHAR

Name of Block	Total No. of PHC	Name of PHC	24x7 Functional (Y/N)	No. of Doctors Posted in PHC	No. of Staff Nurse + ANM posted in PHC	Normal Deliveries conducted from April - June	Normal Deliveries conducted from July - Sept	Normal Deliveries conducted from Oct - Dec	Normal Deliveries conducted from Jan - March	Average No. of Delivery / month
BALUMATH	1	HERHAN J	YES	2	2	0	71	56	80	17
LATEHAR	2	NAWAG ARH	YES	2	2	11	13	13	14	5
		MURUP	yes	2	2	5	4	5	7	3
MANIKA	1	PALIYYA	YES	1	2	4	11	18	5	3
BARWADIH	2	CHIPADO HAR	YES	1	4	31	44	52	40	12
		MANDAL	NO	0	1	4	7	5	5	2
Mauwadar	1	BERDOU NI	NO	0	2	1	6	3	3	1

# STATUS OF HSC - LATEHAR

Name of Block	Total No. of HSC	Number of HSC in Govt Building	Number of HSC in Other Building	No. of ANM posted in HSC	No. of SBA Trained ANM posted in HSC	No. of HSC conducting Deliveries from April – June	No. of HSC conducting Deliveries from July - Sept	No. of HSC conducting Deliveries from Oct - Dec	No. of HSC conducting Deliveries from Jan - March	No. of HSC conducting more than 3 Deliveries / month
BALUMATH	16	15	1	24	13	12	12	13	12	7
BARWADIH	16	16	0	21	3	16	16	16	16	5
CHANDWA	16	16	0	14	6	9	8	10	11	3
GAROO	7	4	3	12	3	2	3	2	12	1
LATEHAR	16	15	1	22	10	11	8	9	11	4
MANIKA	14	14	0	24	8	8	9	9	10	4
MAHUWADAR	13	12	1	22	2	12	13	13	13	3
<b>District Total</b>	<b>97</b>	<b>92</b>	<b>6</b>	<b>135</b>	<b>46</b>	<b>59</b>	<b>57</b>	<b>60</b>	85	27

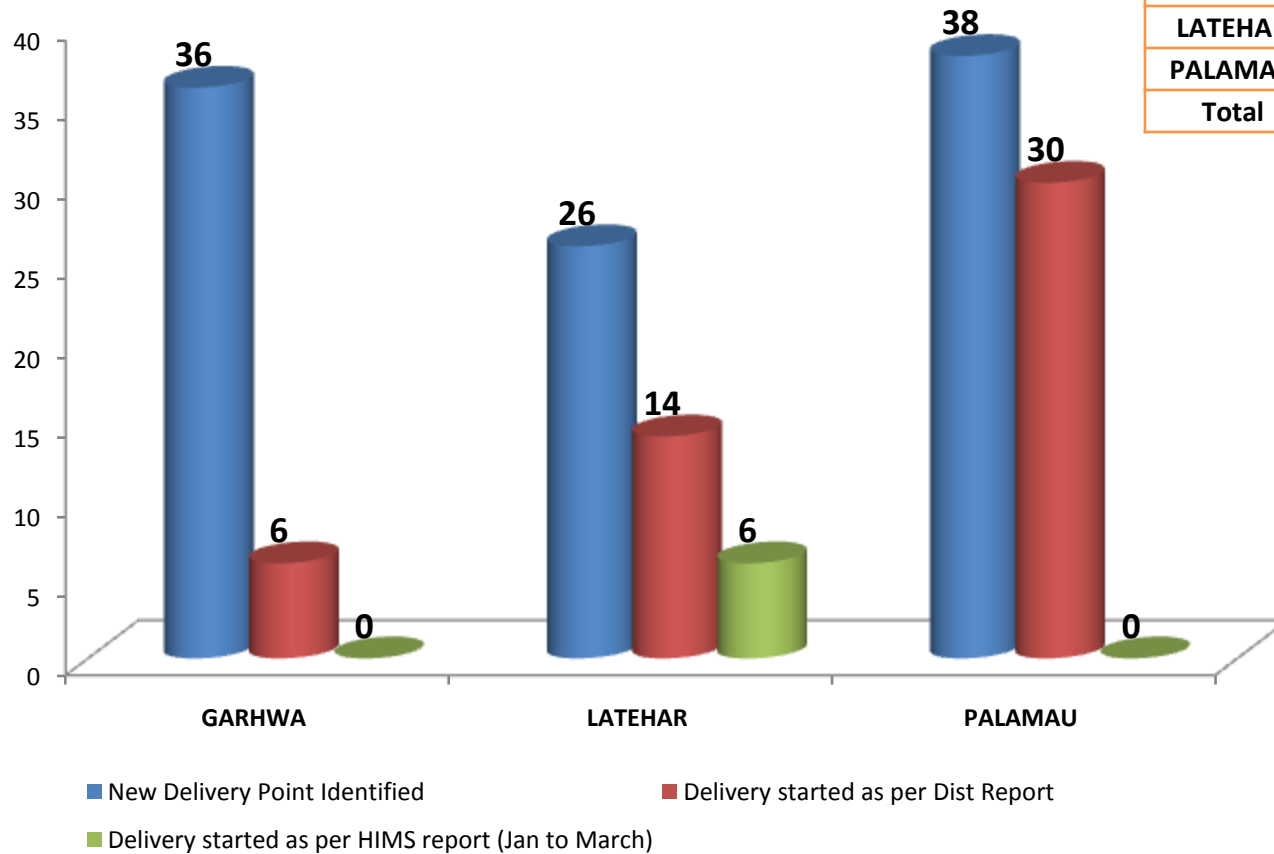
# STATUS OF PHC : PALAMAU

Name of Block	Total No. of PHC	Name of PHC	24x7 Functional (Y/N)	No. of Doctors Posted in PHC	No. of Staff Nurse + ANM posted in PHC	Normal Deliveries conducted from April - June	Normal Deliveries conducted from July - Sept	Normal Deliveries conducted from Oct - Dec	Normal Deliveries conducted from Jan - March	Average No. of Delivery / month
Bishrampur	1	PANDU	Y	1	2	36	58	52	55	16.8
Manatu	1	TARHANSI	Y	2	1	96	104	104	79	31.9
Hariharganj	1	BHABHANDI	Y	1	2	55	60	68	58	20.1
Sadar	1	JAMUNE	Y	2	4	23	44	53	30	12.5
Lesliganj	2	Bansdih	N	2	2	0	0	0	0	0.0
Lesliganj		Gentha	N	0	2	0	0	0	0	0.0
Patan	2	KISHANPUR	Y	0	3	148	208	179	125	55.0
Patan		Nawajaipur	N	1	1	0	0	0	8	0.7
Panki	2	Konwai	N	1	1	4	0	0	5	0.8
Panki		Loharshi	N	1	1	0	0	0	2	0.2
Chainpur	3	RAMGARH	Y	2	1	21	18	25	17	6.8
Chainpur		PATHRA	N	2	3	1	10	17	6	2.8
Chainpur		Huntar	N	1	1	0	0	0	9	0.8
Chhatarpur	3	NAUDIHABAZAR	Y	1	1	70	67	50	70	21.4
Chhatarpur		Saraidih	N	1	1	0	0	0	0	0.0
Chhatarpur		Telari	N	0	1	0	0	0	0	0.0
Husainabad	5	HAIDERNAGAR	Y	2	1	157	229	201	173	63.3
Husainabad		AUDHARA	N	0	1	1	7	20	12	3.3
Husainabad		Begampura	N	1	1	0	5	10	6	1.8
Husainabad		Bulandbigha	N	1	1	1	7	7	14	2.4
Husainabad		Majuraha	N	1	0	0	0	3	17	1.7
<b>PALAMU</b>	<b>21</b>		<b>8</b>	<b>23</b>	<b>31</b>	<b>613</b>	<b>817</b>	<b>789</b>	<b>686</b>	<b>242.1</b>

# STATUS OF HSC : PALAMAU

Name of Block	Total No. of HSC	Number of HSC in Govt Building	Number of HSC in Other Building	No. of ANM posted in HSC	No. of SBA Trained ANM posted in HSC	No. of HSC conducting Deliveries from April – June	No. of HSC conducting Deliveries from July - Sept	No. of HSC conducting Deliveries from Oct - Dec	No. of HSC conducting Deliveries from Jan - Mar	No. of HSC conducting more than 3 Deliveries / month
<b>Sadar</b>	16	7	9	35	10	4	4	4	4	4
<b>Chainpur</b>	17	7	10	23	12	5	5	5	6	4
<b>Lesliganj</b>	14	8	6	28	14	2	3	4	5	1
<b>Chhatterpur</b>	17	5	12	18	17	0	1	0	0	0
<b>Hariharganj</b>	17	6	11	24	15	2	2	3	6	2
<b>Hussainabad</b>	25	4	21	36	14	0	6	11	14	3
<b>Bishrampur</b>	19	8	11	32	17	6	6	7	7	5
<b>Patan</b>	18	8	10	29	14	2	2	2	4	2
<b>Panki</b>	16	10	6	14	13	0	0	0	3	1
<b>Manatu</b>	12	7	5	15	10	1	2	4	5	2
<b>PALAMU</b>	<b>171</b>	<b>70</b>	<b>101</b>	<b>246</b>	<b>134</b>	<b>22</b>	<b>31</b>	<b>40</b>	<b>54</b>	<b>23</b>

# New Delivery Points



District	New Delivery Point Identified	Delivery started as per Dist Report	Delivery started as per HIMS report (Jan to March)
GARHWA	36	6	0
LATEHAR	26	14	6
PALAMAU	38	30	0
Total	100	50	6

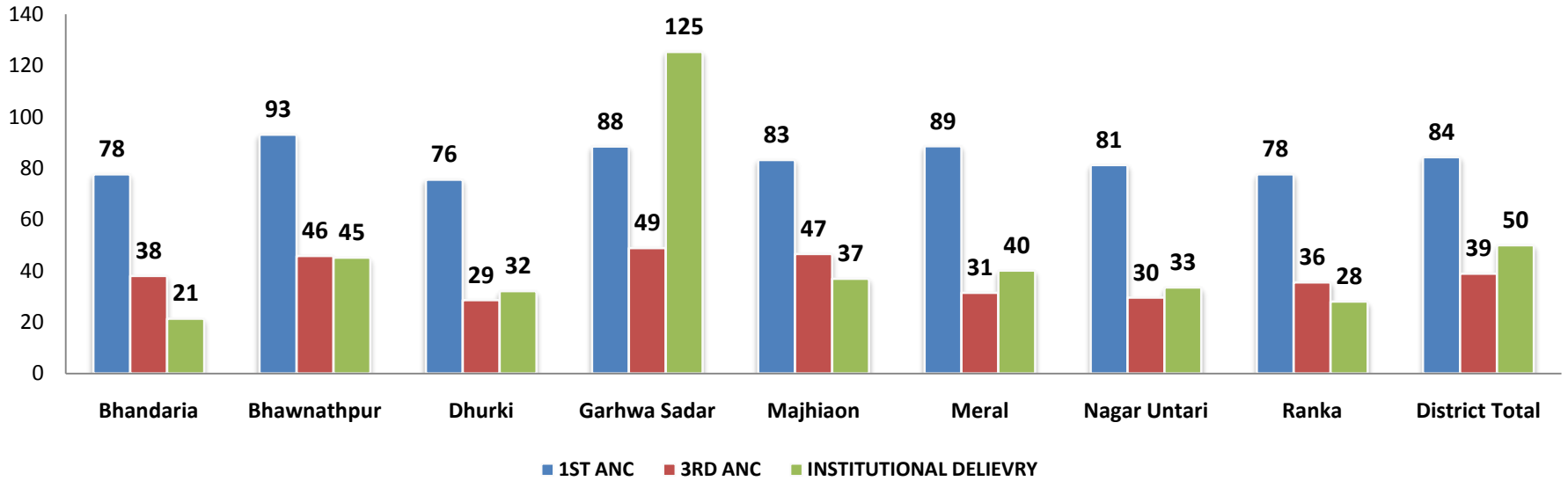
# ANC & IMMUNIZATION INDICATOR

ANC INDICATORS									
	1st ANC	TT 1	% of TT1 with ANC	HB Test Conducted	% of HB Test conducted to ANC	PW detected with BP > 140/90	% of PW detected with Hypertension to ANC	ANC within 1st Trimester	% of PW registered within 1st trimester to ANC
GARHWA	29682	25363	85	6387	22	84	0	4225	14
LATEHAR	18393	15664	85	9753	53	445	2	4058	22
PALAMAU	41621	35068	84	38775	93	809	2	9998	24
Immunization Indicators									
	Live Birth	BCG	% of BCG to Live Birth	Institutional Delivery	HEP B 0	% of HEP B 0 to Institutional Delivery	Infant Target	Measles 2nd Dose	% of Measles 2nd Dose to Infant
GARHWA	24543	30349	124	20007	9553	48	34000	6850	20
LATEHAR	17004	17382	102	8709	1374	16	49000	1245	3
PALAMAU	34763	41756	120	24526	6855	28	18000	3805	21

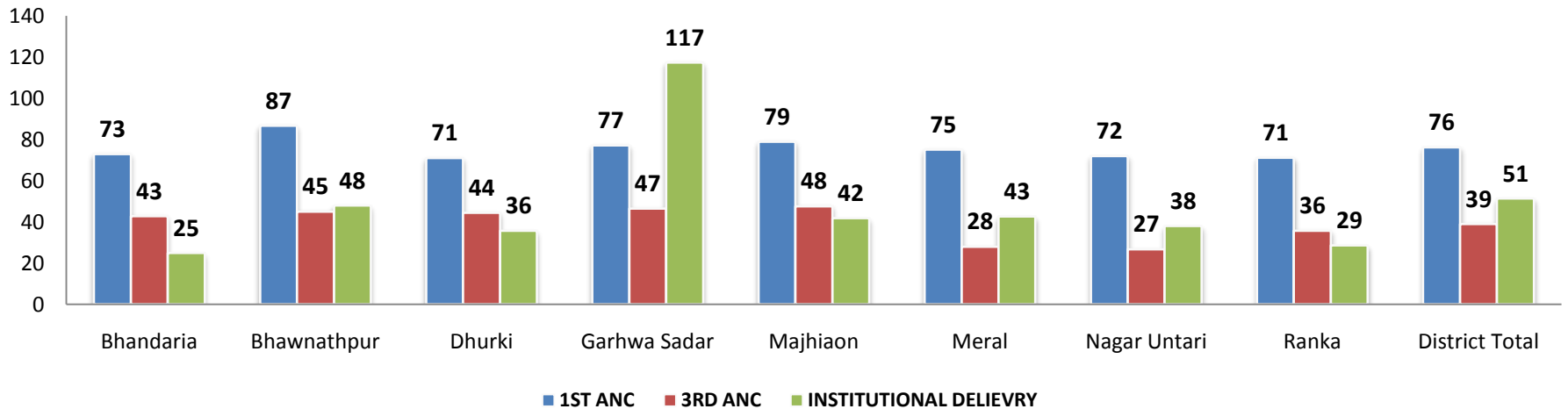
# Block wise Progress of Maternal Health

# GARHWA

## % Achievement April to September



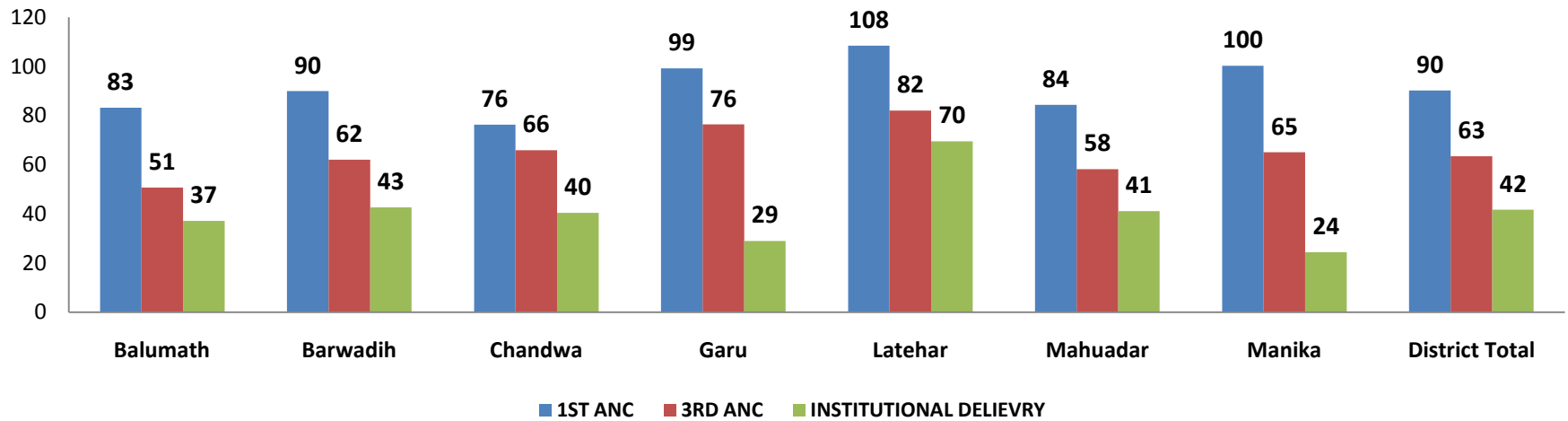
## % Achievement April to March



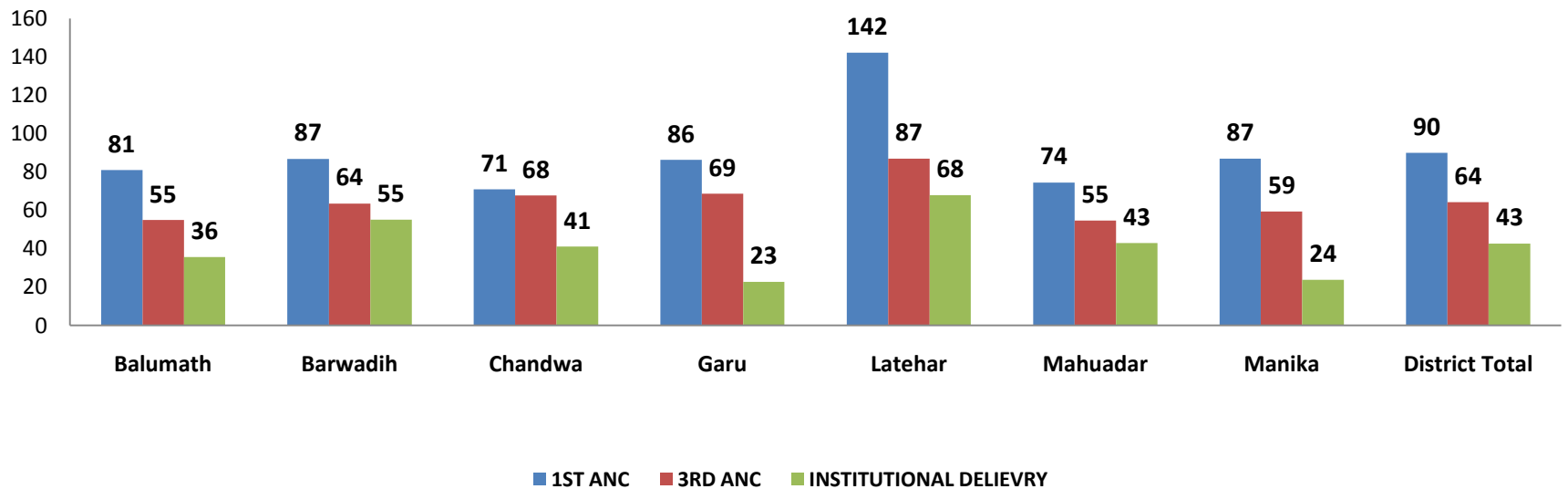


# LATEHAR

## % Achievement April to September

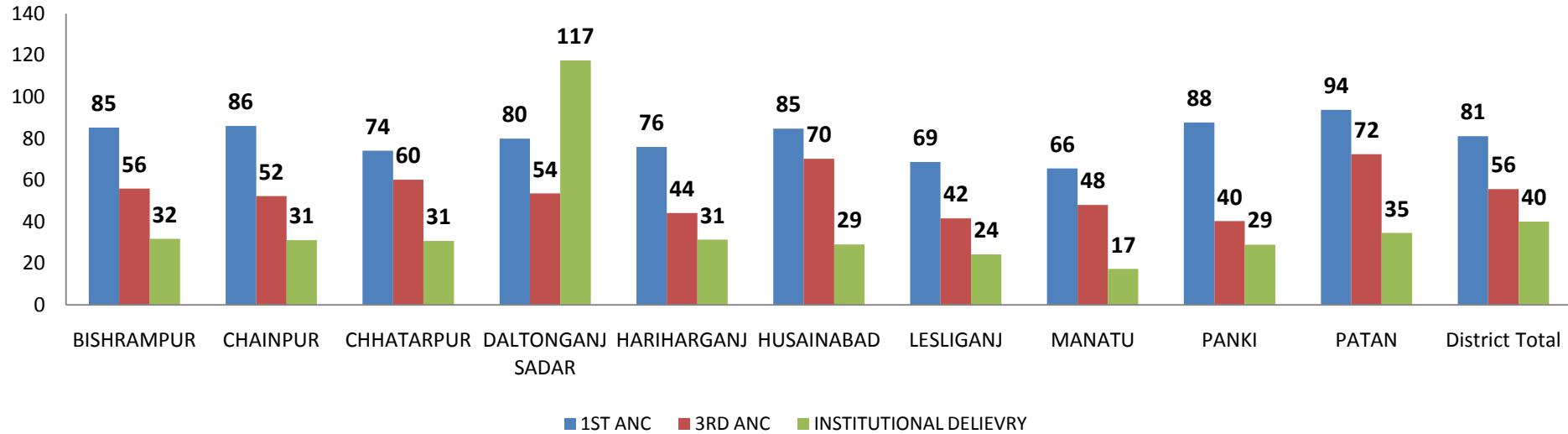


## % Achievement April to March

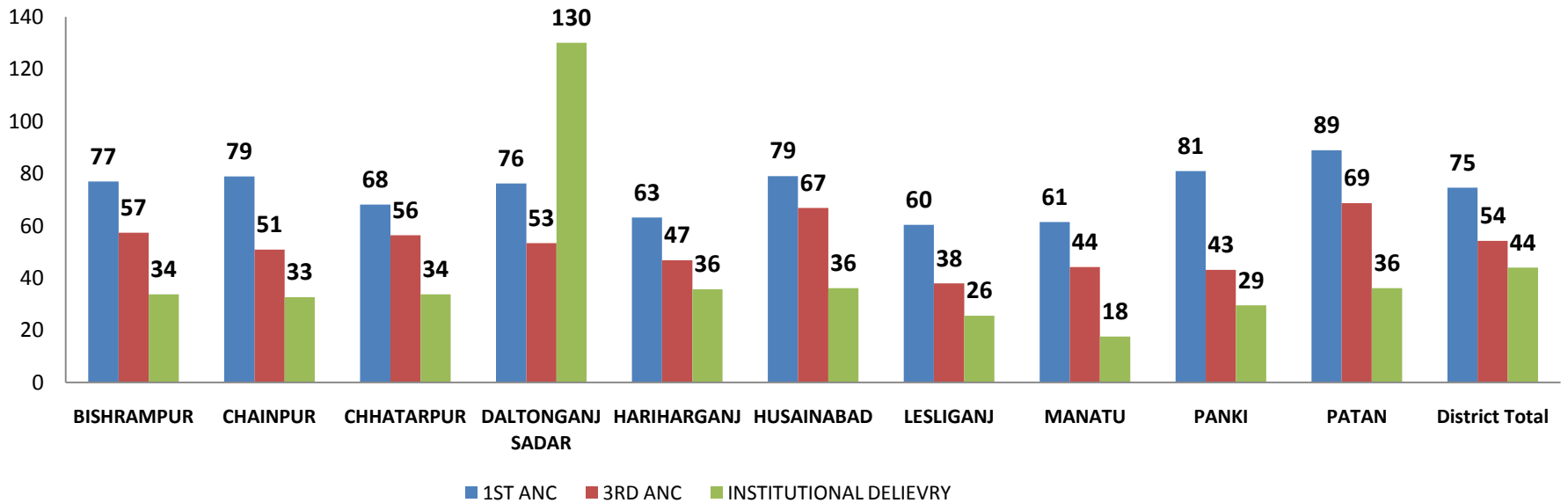


# PALAMAU

## % Achievement April to September



## % Achievement April to March



# STATUS OF JSSK – SERVICE DELIVERY

## DISTRICT: GARHWA

Name of Block	Total No. of p.w. who availed the free entitlements in FY 12-13 (April - Sept 12)						Total No. of p.w. who availed the free entitlements in FY 12-13 (April - March 13)					
	Total Inst Delivery	Free Drugs & Consumables	Free Diet	Free Diagnostic s	Free Blood	Free Referr al	Total Inst Delivery	Free Drugs & Consumables	Free Diet	Free Diagnos tics	Free Blood	Free Referr al
Sadar Hospital	2820	2714	2698	2814	120	453	5341	4998	4971	4679	422	985
Meral	1132	658	0	51	0	185	2407	1832	1239	982	0	396
NAGAR UNATRI	999	995	0	0	0	124	2264	1786	564	705	0	407
MANJHIAON	1051	667	0	0	0	221	2378	1873	886	1086	0	522
GARHWA SADAR	164	0	0	0	0	0	346	142	110	96	0	0
BHAWANATHPUR	1198	1198	0	0	0	0	2545	2267	764	560	0	925
DHURKI	435	173	0	173	0	60	973	482	246	482	0	335
Ranka	715	100	23	112	0	0	1458	915	705	442	0	40
BHANDARIA	234	163	0	0	0	4	545	411	176	295	0	62
<b>TOTAL</b>	<b>8748</b>	<b>6668</b>	<b>2721</b>	<b>3150</b>	<b>120</b>	<b>1047</b>	<b>19897</b>	<b>14706</b>	<b>9701</b>	<b>9334</b>	<b>422</b>	<b>3672</b>

# STATUS OF JSSK – SERVICE DELIVERY

## DISTRICT: GARHWA

Name of Block	Total No. of sick neonates who availed the free entitlements in FY 12-13 (April - Sept 12)					Total No. of sick neonates who availed the free entitlements in FY 12-13 (April - March 13)				
	Live Birth	Free Drugs & Consumables	Free Diagnostic s	Free blood	Free Referral	Live Birth	Free Drugs & Consumables	Free Diagnostic s	Free blood	Free Referral
Sadar Hospital	2746	30	30	120		5242	222	222	425	7
CHC Meral	1366	40	40	0	0	649	49	49	0	0
NAGAR UNATRI	1299	46	0	0	0	2877	4	4	0	0
MANJHIAON	1367	67	0	0	0	2789	5	5	0	9
GARHWA SADAR	344	0	0	0	0	3181	3	3	0	0
BHANDARIA	234	102	0	0	0	1667	2	2	0	0
Ranka	1174	15	13	0	0	3081	15	15	0	3
Bhawnatpur	1554	0	0	0	0	2346	32	32	0	0
Dhurki	435	0	0	0	0	<b>962</b>	3	3	0	1
<b>TOTAL</b>	<b>10519</b>	<b>300</b>	<b>83</b>	<b>120</b>	<b>0</b>	<b>24433</b>	<b>335</b>	<b>335</b>	<b>12</b>	<b>20</b>

# STATUS OF MAMTA WAHAN (FY 12-13)

## DISTRICT : GARHWA

Name of Block	No. of Mamta Wahan Functional	No. of PW who used Mamta Wahan services				No. of sick newborns who used Mamta Wahan services for			
		No. of Inst Delivery	Home to health institution	Transfer to higher level facility	Drop back home	No. of Live Births	Home to health institution	Transfer to higher level facility	Drop back home
Sadar Hospital	0	5341	1451	9	634	5242	4	7	1
Garhwa Sadar	46	346	48	2	46	649	0	2	0
Meral	17	2407	824	10	421	2877	2	0	0
NagarUntari	18	2264	930	357	1160	2789	4	4	0
Bhawnathpur	23	2545	881	39	668	3181	3	0	3
Dhurki	12	973	419	9	330	1667	1	1	0
Manjhion	11	2378	617	37	77	3081	3	7	0
Ranka	21	1458	901`	74	753	2346	16	2	12
Bhandaria	4	545	106	5	46	962	0	0	0
<b>Dist. Total:</b>	<b>152</b>	<b>19897</b>	<b>6177</b>	<b>542</b>	<b>4135</b>	<b>24433</b>	<b>33</b>	<b>19</b>	<b>16</b>

# STATUS OF JSSK – SERVICE DELIVERY

## DISTRICT : LATEHAR

Name of Block	Total No. of p.w. who availed the free entitlements in FY 12-13 (April - Sept 12)						Total No. of p.w. who availed the free entitlements in FY 12-13 (April - March 13)					
	Total Inst Delivery	Free Drugs & Consumables	Free Diet	Free Diagnostics	Free Blood	Free reff	Total Inst Delivery	Free Drugs & Consumables	Free Diet	Free Diagnostics	Free Blood	Free Ref
BALUMATH	972	389	30	0	0	0	1857	1811	468	1485	0	42
BARWADIH	506	187	52	187	0	0	1457	909	265	808	0	8
CHANDWA	648	345	132	189	0	0	1316	1158	298	1056	0	0
GAROO	88	33	31	31	0	30	205	156	95	156	0	166
LATEHAR	494	208	0	0	0	0	1011	683	0	819	0	0
MANIKA	392	133	66	66	0	0	685	723	150	610	0	190
MAHUWADAR	482	482	392	318	0	116	910	746	432	735	0	191
DH	567	567	567	523	1	163	1153	1126	1126	1126	1	195
<b>District Total</b>	<b>4149</b>	<b>2344</b>	<b>1270</b>	<b>1314</b>	<b>1</b>	<b>309</b>	8594	7312	2834	6795	1	791

# STATUS OF JSSK – SERVICE DELIVERY

## DISTRICT: LATEHAR

Name of Block	Total No. of sick neonates who availed the free entitlements in FY 12-13 (April - Sept 12)					Total No. of sick neonates who availed the free entitlements in FY 12-13 (April - March 13)				
	Live Birth	Free Drugs & Consumables	Free Diagnostic s	Free blood	Free reff	Live Birth	Free Drugs & Consumables	Free Diagnostic s	Free blood	Free Reff
BALUMATH	1585	106	0	0	0	4133	147	0	0	0
BARWADIH	615	0	0	0	0	2506	19	0	0	5
CHANDWA	1123	0	189	0	0	2703	287	0	0	0
GAROO	167	7	0	0	0	638	20	0	0	0
LATEHAR	769	0	0	0	0	2241	0	0	0	0
MANIKA	628	0	0	0	0	2116	8	5	0	0
MAHUWADAR	798	0	0	0	0	1418	29	0	0	0
DH	963	0	0	0	39	1119	66	0	0	0
<b>District Total</b>	<b>7149</b>	<b>113</b>	<b>189</b>	<b>0</b>	<b>39</b>	<b>16874</b>	<b>576</b>	<b>5</b>	<b>0</b>	<b>5</b>

# STATUS OF MAMTA WAHAN (FY 12-13)

## DISTRICT : LATEHAR

Name of Block	No. of Mamta Wahan Functional	No. of PW who used Mamta Wahan services				No. of sick newborns who used Mamta Wahan services for			
		No. of Inst Delivery	Home to health institution	Transfer to higher level facility	Drop back home	No. of Live Births	Home to health institution	Transfer to higher level facility	Drop back home
BALUMATH	16	1857	42	0	45	4133	0	0	0
BARWADIH	17	1457	25	0	23	2506	0	0	0
CHANDWA	10	1316	148	1	149	2703	0	0	0
GAROO	16	205	162	2	162	638	1	1	0
Latehar		1011	0	0	0	2241	0	0	0
MANIKA	13	685	129	4	144	2116	2	0	2
MAHUWADAR	9	910	126	0	127	1418	0	0	0
DH	9	1153	50	0	77	1119	5	5	0
<b>District Total</b>	90	8594	682	7	727	16874	8	0	8



# STATUS OF JSSK – SERVICE DELIVERY (PREGNANT WOMAN)

Name of Block	Total No. of P.W. who availed the free entitlements in FY 12-13 (April'12 – Sept'12)						Total No. of P.W. who availed the free entitlements in FY 12-13 (April'12 – March'13)					
	Total Inst Delivery	Free Drugs & Consumables	Free Diet	Free Diagnostics	Free Blood	Free Referral	Total Inst Delivery	Free Drugs & Consumables	Free Diet	Free Diagnostics	Free Blood	Free Referral
Bishrampur	1205	1057	475	0	0	56	2560	2030	931	555	0	108
Chainpur	1000	1000	826	1000	0	646	2099	2099	1695	2099	0	1525
Chattarpur	930	930	769	930	0	52	2043	1692	1069	1692	0	101
Sadar + DH	4034	2282	2224	2224	0	0	8933	4262	3960	3910	0	0
Hariharganj	501	490	166	312	0	33	1142	1094	954	654	0	60
Husainabad	1215	200	200	200	1	93	3029	1488	1488	1122	1	205
Lesliganj	459	333	296	258	0	0	967	710	742	714	0	54
Manatu	374	310	310	310	0	33	761	570	570	570	0	47
Panki	654	560	560	560	0	45	1330	1250	1160	1323	0	68
Patan	796	416	660	660	0	13	1662	1327	918	1329	0	93
<b>PALAMU</b>	<b>11168</b>	<b>7578</b>	<b>6486</b>	<b>6454</b>	<b>1</b>	<b>971</b>	<b>24526</b>	<b>16522</b>	<b>13487</b>	<b>13968</b>	<b>1</b>	<b>2261</b>

# STATUS OF JSSK – SERVICE DELIVERY (SICK NEONATES)

Name of Block	Total No. of sick neonates who availed the free entitlements in FY 12-13 (April - Sept 12)					Total No. of sick neonates who availed the free entitlements in FY 12-13 (April - March 13)				
	Live Birth	Free Drugs & Consumables	Free Diagnostics	Free blood	Free Referral	Live Birth	Free Drugs & Consumables	Free Diagnostics	Free blood	Free Referral
Bishrampur	1831	31	0	0	2	3976	89	0	0	2
Chainpur	1482	0	0	0	0	3043	15	15	0	7
Chattarpur	1434	0	0	0	8	3057	249	249	0	19
Sadar +DH	4168	232	59	0	0	9126	1236	541	0	0
Hariharganj	786	0	0	0	8	1662	85	0	0	19
Husainabad	1947	10	10	0	2	4332	105	105	0	10
Lesliganj	742	0	0	0	0	1507	52	18	0	5
Manatu	1461	0	0	0	0	2850	62	62	0	5
Panki	1149	56	56	0	15	2298	425	425	0	26
Patan	1456	38	38	0	0	2912	137	137	0	10
<b>PALAMU</b>	<b>16456</b>	<b>367</b>	<b>163</b>	<b>0</b>	<b>35</b>	<b>34763</b>	<b>2455</b>	<b>1552</b>	<b>0</b>	<b>103</b>

# STATUS OF MAMTA WAHAN (FY 12-13)

Name of Block	No. of Mamta Wahan Functional	No. of PW who used Mamta Wahan services				No. of sick newborns who used Mamta Wahan services for			
		No. of Inst Delivery	Home to health institution	Transfer to higher level facility	Drop back home	No. of Live Births	Home to health institution	Transfer to higher level facility	Drop back home
<b>Sadar +DH</b>	12	2560	179	0	94	3976	1	0	0
<b>Chainpur</b>	10	2099	624	1	508	3043	2	0	5
<b>Lesliganj</b>	10	2043	164	0	144	3057	3	0	4
<b>Chhaterpur</b>	12	8933	19	45	19	9126	0	0	0
<b>Hariharganj</b>	10	1142	35	60	28	1662	0	0	0
<b>Hussainabad</b>	22	3029	424	0	0	4332	0	0	0
<b>Bishrampur</b>	13	967	603	95	386	1507	0	0	0
<b>Patan</b>	8	761	33	7	7	2850	0	0	0
<b>Panki</b>	15	1330	475	19	385	2298	0	0	0
<b>Manatu</b>	10	1662	3	0	3	2912	7	7	0
<b>PALAMU</b>	<b>122</b>	<b>24526</b>	<b>2559</b>	<b>227</b>	<b>1574</b>	<b>34763</b>	<b>13</b>	<b>7</b>	<b>9</b>

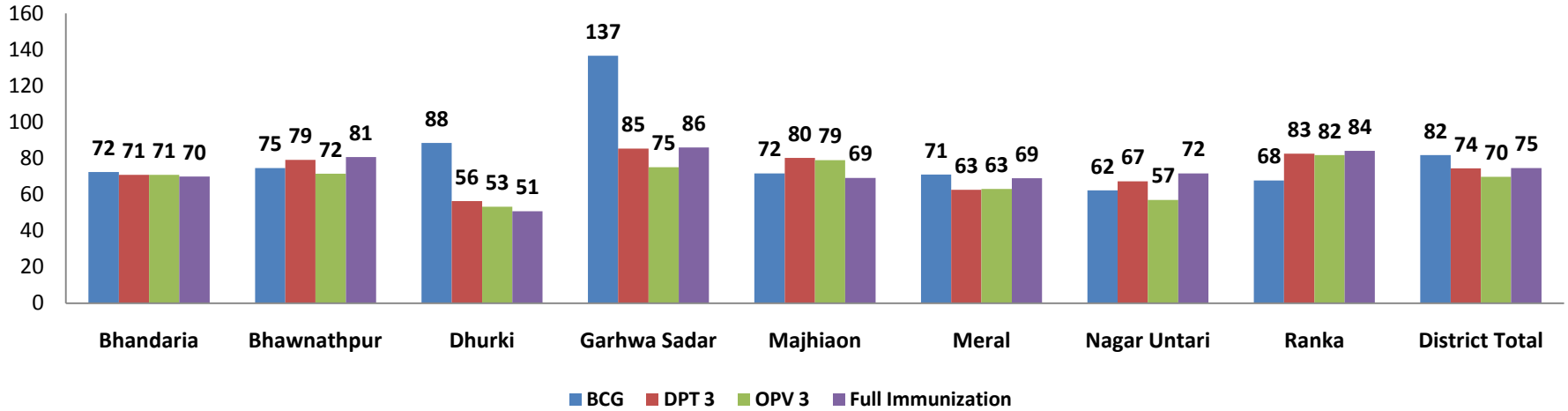
# Maternal Death Review 12-13

Name of District	Estimated Deaths 2012-13	Total Deaths Reported till March 13	% Reported
Palamu	129	27	21
<b>Garhwa</b>	<b>98</b>	<b>49</b>	<b>49</b>
Latehar	51	9	18
<b>Jharkhand</b>	2295	553	24

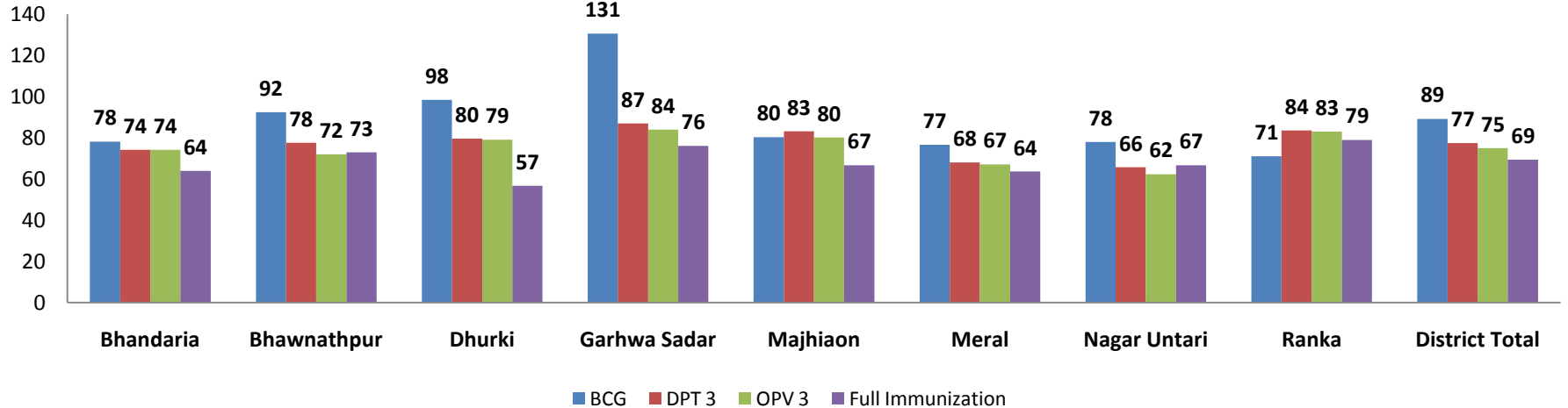
# Block wise Progress of CHILD HEALTH

# GARHWA

## % Achievement April to September

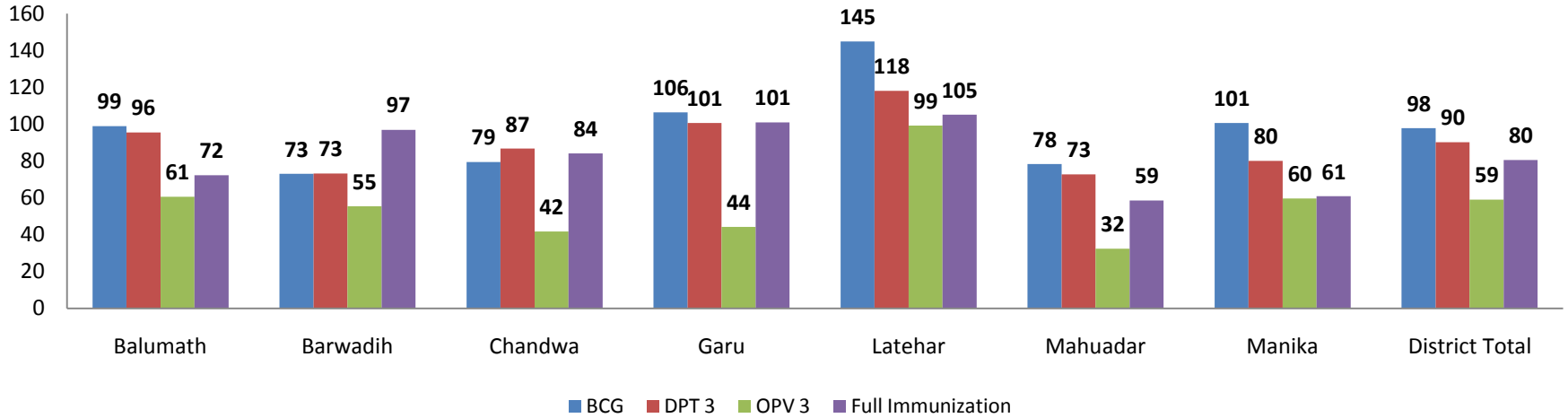


## % Achievement April to March

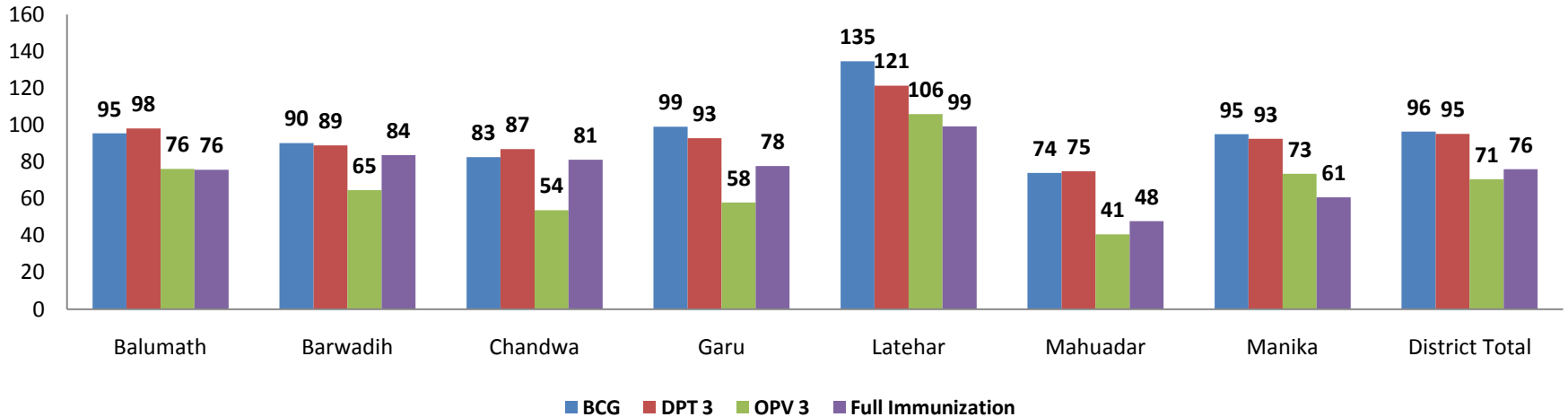


# LATEHAR

## % Achievement April to September

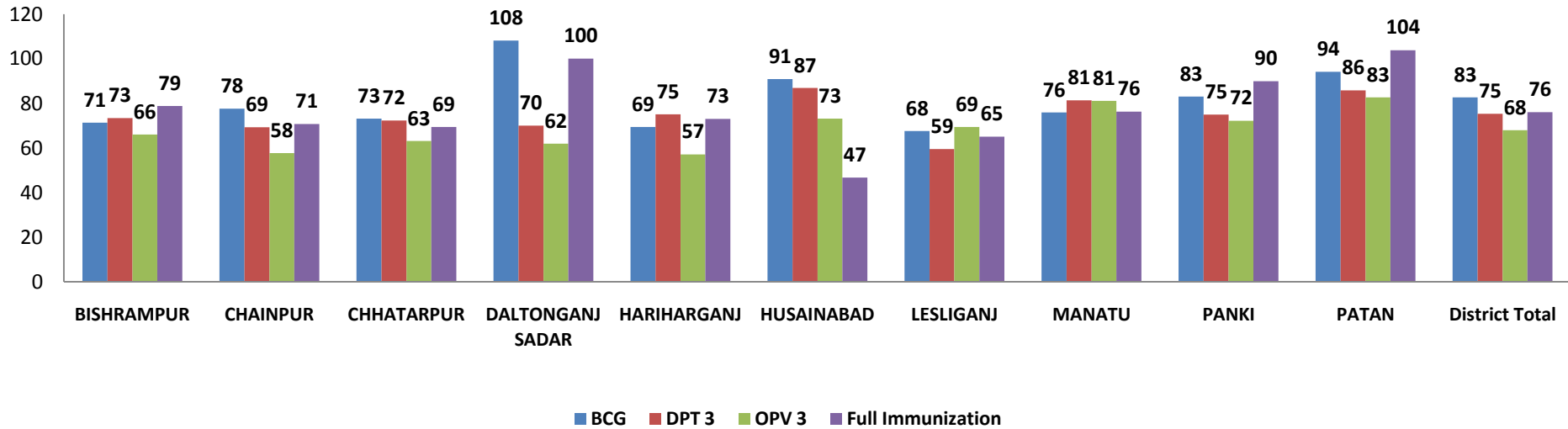


## % Achievement April to March

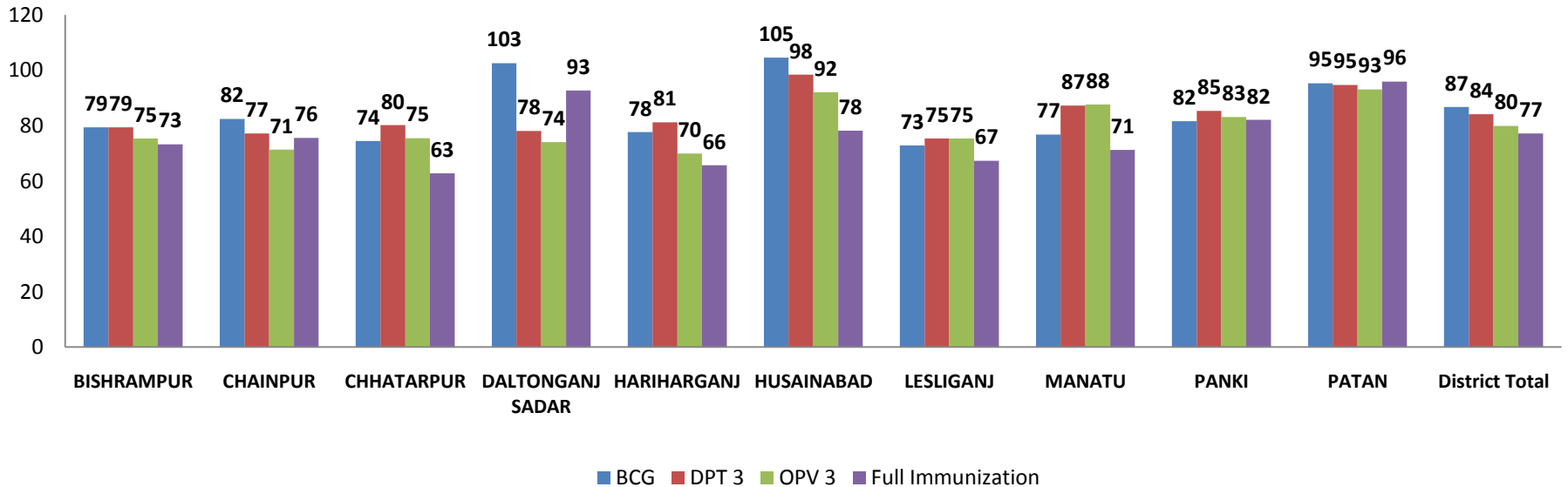


# PALAMAU

## % Achievement April to September



## % Achievement April to March





# CHILD HEALTH REPORTED MONTH APRIL TO MARCH 2013 GARHWA

District	April to September							April to March						
	No. of Session Planned	No. of Session Held	No. of NBCCs Proposed	No. of NBCCs Operational	No. of Radiant Warmer functional	No. of NBSU Proposed	No. of NBSU Operational	No. of Session Planned	No. of Session Held	No. of NBCCs Proposed	No. of NBCCs Operational	No. of Radiant Warmer Functional	No. of NBSU Proposed	No. of NBSU Operational
Meral	990	946	1	1	1	0	0	<b>1985</b>	1786	1	1	1	0	
Nagar Untari	1083	1038	1	1	2	1	0	<b>2183</b>	<b>2019</b>	<b>1</b>	<b>1</b>	<b>3</b>	<b>1</b>	<b>1</b>
MANJHIAON	948	930	1	1	1	1	0	<b>1896</b>	<b>1848</b>	<b>1</b>	<b>1</b>	<b>1</b>	<b>1</b>	<b>0</b>
GARHWA SADAR	1050	1035	1	1	0	0	0	<b>2166</b>	<b>2070</b>	<b>0</b>	<b>0</b>	<b>0</b>	<b>0</b>	<b>0</b>
Bhwnathpur	1008	985	1	1	1	0	0	<b>2016</b>	<b>1948</b>	<b>1</b>	<b>1</b>	<b>1</b>	<b>0</b>	<b>0</b>
Dhurki	624	494	1	1	1	0	0	<b>1007</b>	<b>971</b>	<b>1</b>	<b>1</b>	<b>1</b>	<b>0</b>	<b>0</b>
Ranka	960	900	1	1	1	1	0	<b>1832</b>	<b>1691</b>	<b>1</b>	<b>1</b>	<b>1</b>	<b>1</b>	<b>0</b>
BHANDARIA	564	549	1	1	1	1	0	<b>1128</b>	<b>1119</b>	<b>1</b>	<b>1</b>	<b>1</b>	<b>1</b>	<b>0</b>
<b>District Total</b>	<b>7227</b>	<b>6877</b>	<b>8</b>	<b>8</b>	<b>8</b>	<b>4</b>	<b>0</b>	<b>14257</b>	<b>13566</b>	<b>8</b>	<b>8</b>	<b>10</b>	<b>4</b>	<b>1</b>

# CHILD HEALTH REPORTED MONTH APRIL TO MARCH LATEHAR

District	April to September							April to March						
	No. of Session Planned	No. of Session Held	No. of NBCCs Proposed	No. of NBCCs Operational	No. of Radiant Warmer functional	No. of NBSU Proposed	No. of NBSU Operational	No. of Session Planned	No. of Session Held	No. of NBCCs Proposed	No. of NBCCs Operational	No. of Radiant Warmer Functional	No. of NBSU Proposed	No. of NBSU Operational
BALUMATH	1242	1108	1	1	2	0	0	<b>2484</b>	2161	1	1	2	0	0
BARWADEH	876	876	1	1	1	0	0	<b>1692</b>	<b>1692</b>	<b>1</b>	<b>1</b>	<b>2</b>	<b>0</b>	<b>0</b>
CHANDWA	771	729	1	1	1	0	0	<b>1584</b>	<b>1422</b>	<b>1</b>	<b>1</b>	<b>1</b>	<b>0</b>	<b>0</b>
GAROO	464	438	1	1	1	0	0	<b>925</b>	<b>870</b>	<b>1</b>	<b>1</b>	<b>1</b>	<b>0</b>	<b>0</b>
LATEHAR	1110	1075	0	0	0	0	0	<b>2220</b>	<b>2121</b>	<b>0</b>	<b>0</b>	<b>0</b>	<b>0</b>	<b>0</b>
MANIKA	804	762	1	1	1	0	0	<b>1599</b>	<b>1557</b>	<b>1</b>	<b>1</b>	<b>1</b>	<b>0</b>	<b>0</b>
MAHUWADAR	805	785	1	1	1	0	0	<b>1610</b>	<b>1541</b>	<b>1</b>	<b>1</b>	<b>1</b>	<b>0</b>	<b>0</b>
DH	162	162	2	2	2	1	0	<b>325</b>	<b>325</b>	<b>1</b>	<b>1</b>	<b>2</b>	<b>1</b>	<b>0</b>
<b>District Total</b>	<b>6234</b>	5935	8	<b>8</b>	<b>9</b>	<b>1</b>	<b>0</b>	12439	11689	<b>7</b>	<b>7</b>	<b>10</b>	<b>1</b>	<b>0</b>

# STATUS OF NBCC, NBSU, RADIANT WARMER FOR CHILD HEALTH : PALAMAU

Block Name	April '12 to September'12							April'12 to March'13						
	No. of Session Planned	No. of Session Held	No. of NBCCs Proposed	No. of NBCCs Operational	No. of Radiant Warmer functional	No. of NBSU Proposed	No. of NBSU Operational	No. of Session Planned	No. of Session Held	No. of NBCCs Proposed	No. of NBCCs Operational	No. of Radiant Warmer Functional	No. of NBSU Proposed	No. of NBSU Operational
Bishrampur	1238	1136	1	1	1	0	0	2527	2274	1	1	1	0	0
Chainpur	1411	1399	1	1	1	0	0	2828	2681	1	1	1	0	0
Chattarpur	1334	1158	1	1	1	1	0	2618	2299	1	1	1	1	0
Sadar	1260	1257	1	1	1	0	0	2532	2523	1	1	1	0	0
Hariharganj	871	845	1	1	1	0	0	1741	1661	1	1	1	0	0
Husainabad	1392	1323	1	1	1	1	1	2891	2691	1	1	1	1	1
Lesliganj	649	637	1	1	1	0	0	1282	1243	1	1	1	0	0
Manatu	799	763	1	1	1	0	0	1575	1485	1	1	1	0	0
Panki	892	846	1	1	1	0	0	1934	1752	1	1	1	0	0
Patan	966	954	1	1	1	0	0	2016	1975	1	1	1	0	0
PALAMU	10812	10318	10	10	10	2	1	21944	20584	10	10	10	2	1

# STATUS OF MTC

Name of the Block	Name of MTC	No. of beds	No. of ANM Posted	Expected Children	Total No. of Children Treated in FY 12-13	% of Children Treated against optimum capacity
GARHWA						
GARHWA SADAR	MTC SADAR HOSPITAL GARHWA	15	5	300	148	49
NAGAR UNATRI	NAGAR UNATRI	6	2	144	90	62
<b>Total</b>		<b>21</b>	<b>7</b>	<b>444</b>	<b>238</b>	<b>53</b>
LATEHAR						
DH LATEHAR	MTC DH LATEHAR ( Started from 15 <sup>th</sup> 2012)	15	7	225	140	62
CHANDWA	MTC CHANDWA	6	3	144	106	74
MAHUWADANR	MTC MAHUWADAR	5	3	120	65	54
<b>Total</b>	<b>3</b>	<b>27</b>	<b>14</b>	<b>489</b>	311	<b>63</b>

# STATUS OF MTC : PALAMAU

<b>Name of the Block</b>	<b>Name of MTC</b>	<b>No. of beds</b>	<b>No. of ANM Posted</b>	<b>Expected Children</b>	<b>Total No. of Children Treated in FY 12-13</b>	<b>% of Children Treated against optimum capacity</b>
Chainpur	MTC Chainpur	10	2	120	352	94
Hussainabad	MTC Hussainabad	5	4	200	282	96
<b>Total</b>		<b>15</b>	<b>6</b>	<b>320</b>	<b>634</b>	<b>95</b>

## MCTS Status against Target Fixed by Dist on 1<sup>st</sup> May during Review Meeting

District	Pw TARGET	Mother's Entry	% Mother's Entry (31/5/13)	Target Fixed by Dist for the month of May (Mother)	INFANT TARGET	Child Entry	% Child Entry (31/5/13)	Target Fixed by Dist for the month of May (Child)
GARHWA	39000	18854	48	75%	34000	23628	69	75%
LATEHAR	21000	8503	40	60%	18000	11801	66	60%
PALAMAU	56000	34534	62	68%	49000	36409	74	78%

# STATUS OF MCTS – GARHWA

Name of Block	% Achievement April to September						% Achievement April to March					
	No. of 1 <sup>st</sup> ANC Registration in HMIS in 12-13	No. of Mother's Registered in MCTS	% Mother's Registered in MCTS	No. of Live Birth in HMIS in FY 12-13	No. of Child's Registered in MCTS	% Child's Registered in MCTS	No. of 1 <sup>st</sup> ANC Registrati on in HMIS in 12-13	No. of Mothe r's Register ed in MCTS	% Mothe r's Register ed in MCTS	No. of Live Birth in HMIS in FY 12-13	No. of Child's Register ed in MCTS	% Child's Register ed in MCTS
DHURKI	1029	149	14.48	1052	234	22.24	1932	967	50	1667	716	42
MANJHI AON	2369	1924	81	1397	797	57	4495	2765	61	3081	1836	58
Meral	2436	1350	54	1366	390	29	4243	2373	56	2877	1299	45
NAGAR UNTARI	2421	541	22.69	999	357	35.73	4290	2352	55	2789	2788	100
Ranka	1982	385	23	1174	354	23	3631	2170	60	2346	1868	80
GARHW A SADAR	2282	770	34	344	109	32	4026	2997	91	649	3697	600
BHAWA NATHPU R	2473	1234	49	1567	789	51	4602	2395	50.10	3181	1527	50
BHAND ARIA	849	599	70.55	442	386	87.38	1597	1171	73.67	962	1125	100
Sadar Hospital	520	440	84	2746	1346	49	866	1206	98	5242	6823	130
<b>Total</b>	<b>16361</b>	<b>7392</b>	<b>45.18</b>	<b>11087</b>	<b>4762</b>	<b>42.95</b>	<b>29682</b>	<b>18396</b>	<b>62.06</b>	<b>22794</b>	<b>21679</b>	<b>95.01</b>

# STATUS OF MCTS – LATEHAR

Name of Block	% Achievement April to September						% Achievement April to March					
	No. of 1 <sup>st</sup> ANC Registrati on in HMIS in 12-13	No. of Mother's Register ed in MCTS	% Mother's Register ed in MCTS	No. of Live Birth in HMIS in FY 12-13	No. of Child's Register ed in MCTS	% Child's Register ed in MCTS	No. of 1 <sup>st</sup> ANC Registrati on in HMIS in 12-13	No. of Mothe r's Register ed in MCTS	% Mothe r's Register ed in MCTS	No. of Live Birth in HMIS in FY 12-13	No. of Child's Register ed in MCTS	% Child's Register ed in MCTS
Balumath	2173	478	<b>22</b>	2188	656	<b>30</b>						
Barwadih	1232	152	<b>12</b>	1090	18	<b>2</b>						
Chandwa	1218	1015	<b>83</b>	1363	311	<b>23</b>						
Garu	224	17	<b>8</b>	374	0	<b>0</b>						
Latehar	1528	948	<b>62</b>	1711	184	<b>11</b>						
Mahuadar	1084	58	<b>5</b>	684	54	<b>8</b>						
Manika	985	143	<b>15</b>	1119	4	<b>0</b>						
DH	190	0	<b>0</b>	551	0	<b>0</b>						
<b>Total</b>	8635	2811	<b>33</b>	8529	656	<b>8</b>						



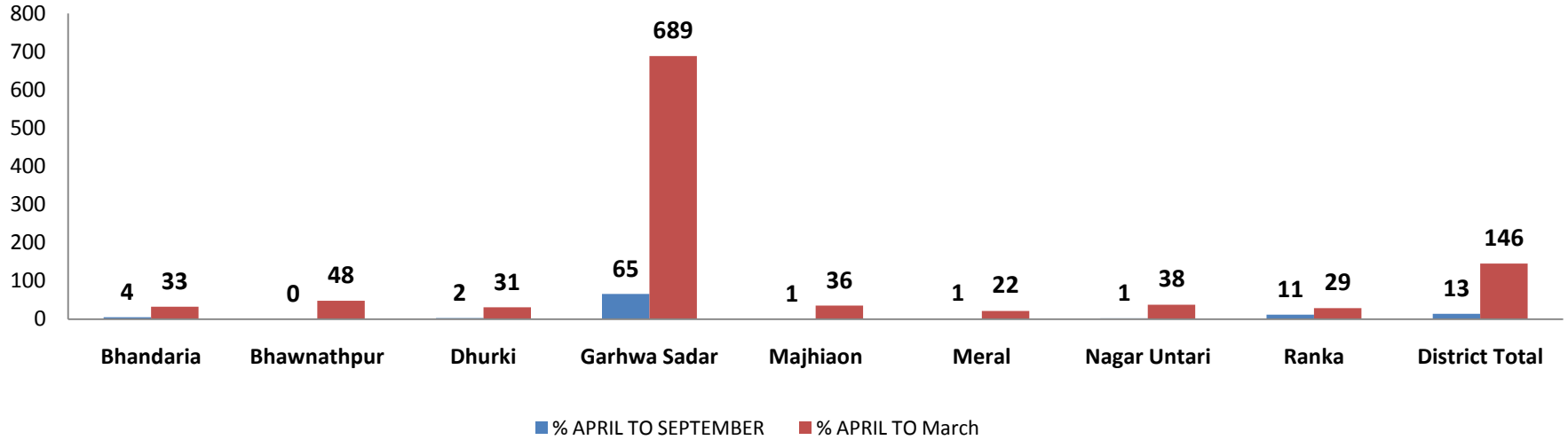
# STATUS OF MCTS : PALAMAU

Name of Block	% Achievement April to September						% Achievement April to March					
	No. of 1 <sup>st</sup> ANC Registrati on in HMIS in 12-13	No. of Mother's Register ed in MCTS	% Mother's Register ed in MCTS	No. of Live Birth in HMIS in FY 12-13	No. of Child's Register ed in MCTS	% Child's Register ed in MCTS	No. of 1 <sup>st</sup> ANC Registrati on in HMIS in 12-13	No. of Mother's Register ed in MCTS	% Mother's Register ed in MCTS	No. of Live Birth in HMIS in FY 12-13	No. of Child's Register ed in MCTS	% Child's Register ed in MCTS
Bishrampur	3230	1219	38%	1831	803	44%	5836	3921	67%	3976	4977	125%
Chainpur	2767	1768	64%	1482	512	35%	5078	4322	85%	3043	3361	110%
Chattarpur	2246	1457	65%	1434	654	46%	4130	4183	101%	3057	3778	124%
Sadar	2745	1828	67%	4168	1590	38%	5232	4477	86%	9126	8098	89%
Hariharganj	1213	994	82%	786	579	74%	2019	2159	107%	1662	2146	129%
Husainabad	3548	925	26%	1947	281	14%	6623	4411	67%	4332	3690	85%
Lesliganj	1301	783	60%	742	375	51%	2287	1396	61%	1507	1418	94%
Manatu	1424	975	68%	1461	345	24%	2666	2367	89%	2850	2019	71%
Panki	1977	1399	71%	1149	1011	88%	3651	3183	87%	2298	3344	146%
Patan	2160	1214	56%	1456	550	38%	4099	4069	99%	2912	3339	115%
<b>PALAMU</b>	<b>22611</b>	<b>12562</b>	<b>56%</b>	<b>16456</b>	<b>6700</b>	<b>41%</b>	<b>41621</b>	<b>34488</b>	<b>83%</b>	<b>34763</b>	<b>36170</b>	<b>104%</b>

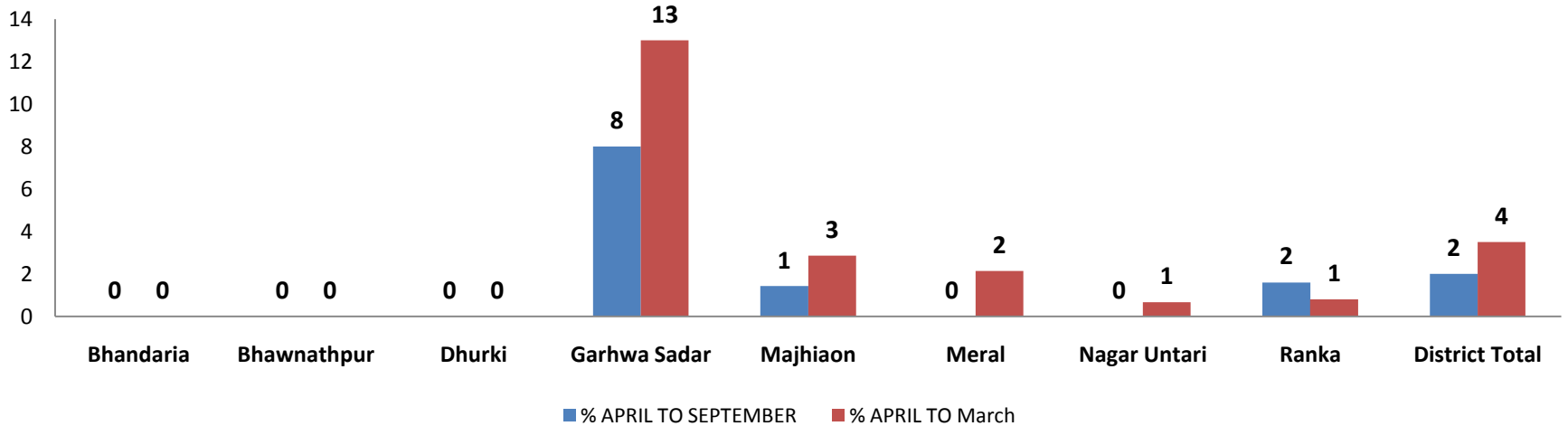
# Block wise Progress of Family planning

# GARHWA

## TUBECTOMY

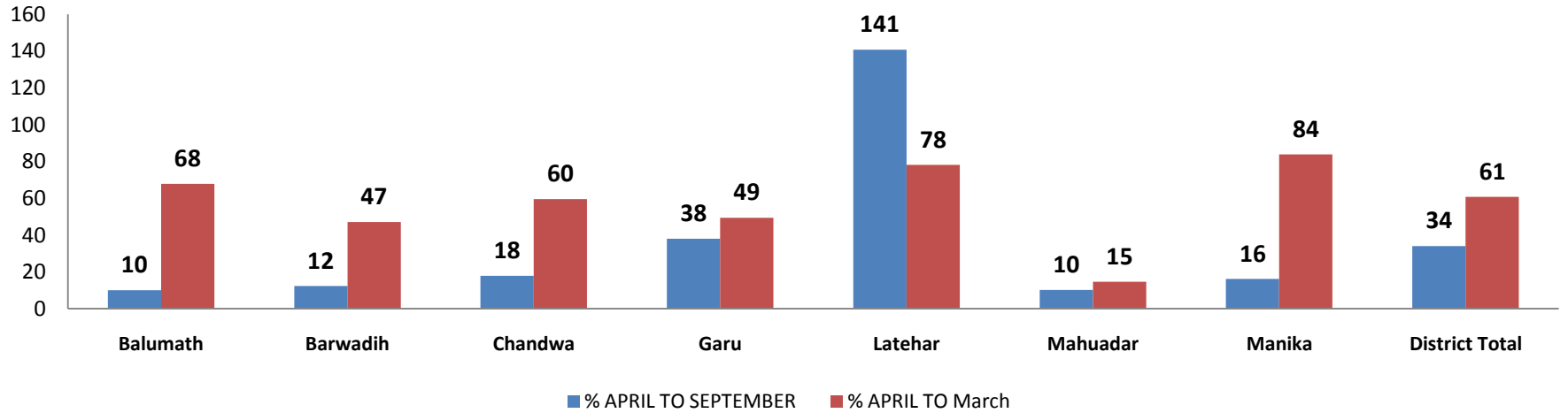


## NSV

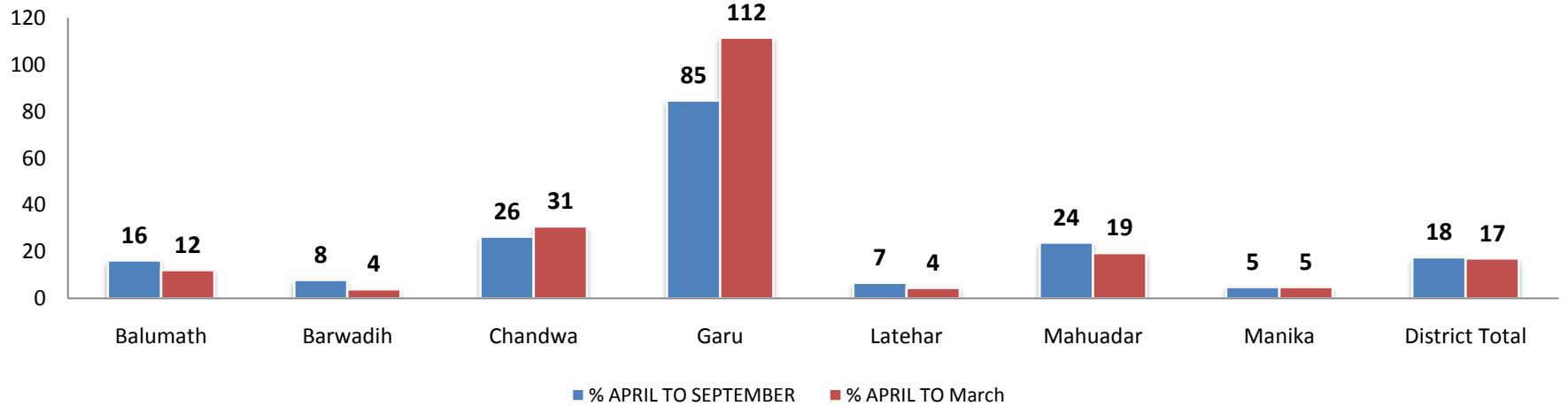


# LATEHAR

## TUBECTOMY

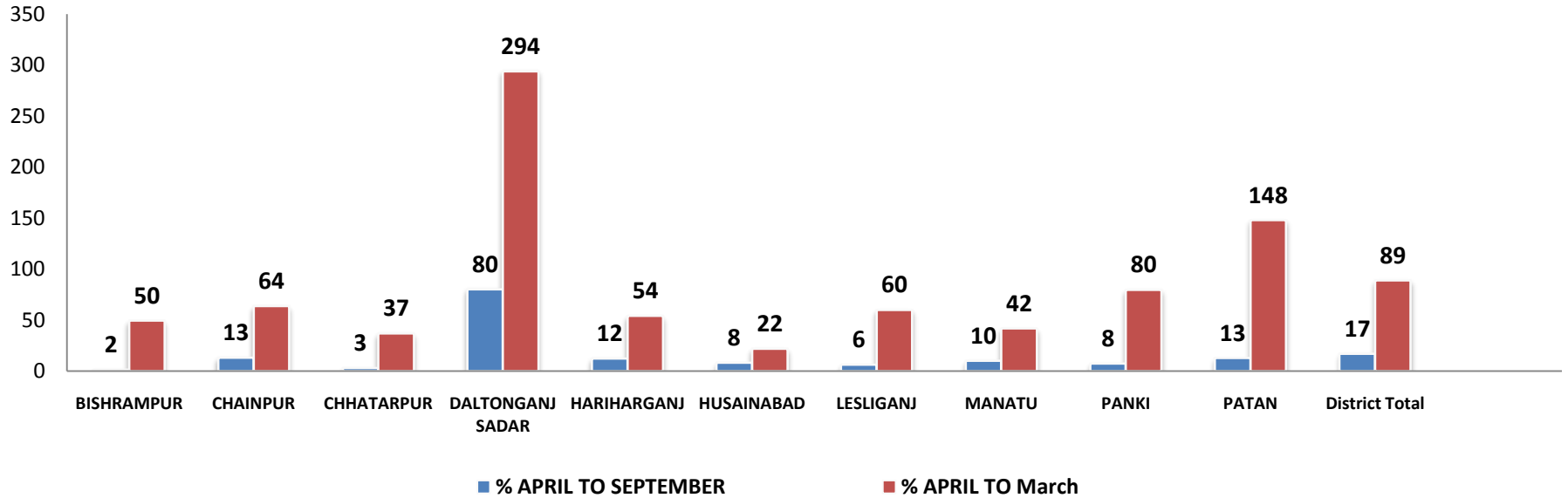


## NSV

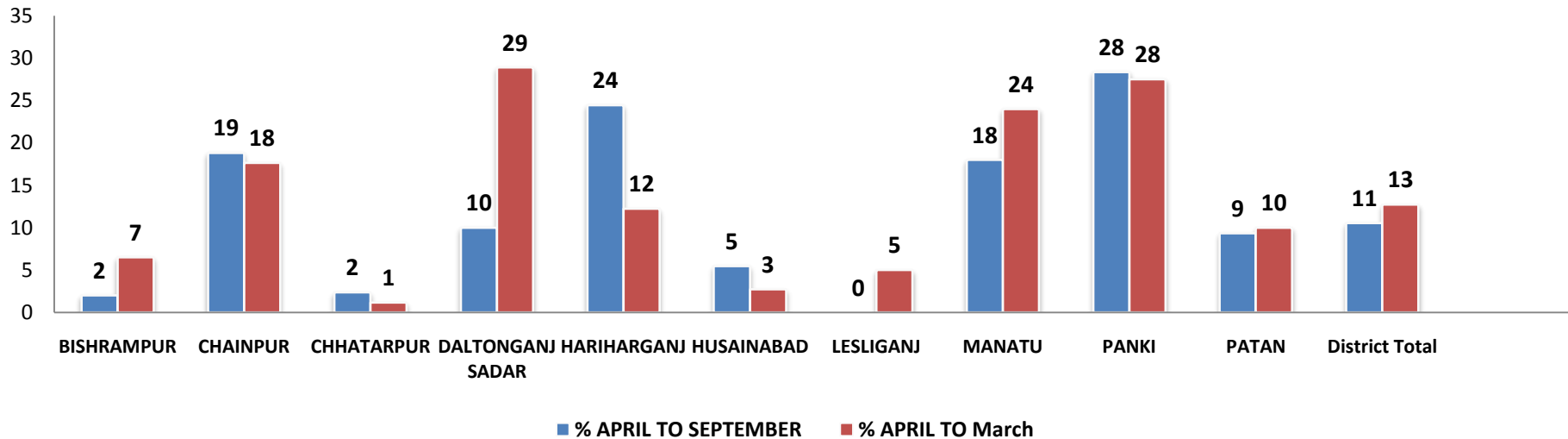


# PALAMAU

## Tubectomy



## NSV



# STATUS OF ARSH CLINIC: GARHWA

Name of the Block	No. of ARSH Clinic Functional	Total No. of Beneficiary in ARSH Clinic (April – Sept)	Total No. of Beneficiary in ARSH Clinic (April – March)	Total No. of Children covered under WIFS	Number of Schools Covered under School Health	Number of Students Covered under School Health	No of Children (Age brackets, Boys and Girls) screened for Disease, Deficiency and Disability
Garhwa sadar	0	0	0	3878	78	2954	26
DHURKI	1	60	85	1213	52	1845	21
MANJHIAON	1	54	96	3442	68	2238	17
Meral	1	375	427	3239	72	2658	22
NAGAR UNTARI	1	120	190	3562	89	3474	31
Ranka	1	621	1175	3129	65	2313	19
BHAWANATHPUR	1	371	523	4123	68	2552	23
BHANDARIA	1	664	1101	1376	49	1892	16
Dist. Hospital	1	1786	2245	598	24	986	12
<b>Total</b>	<b>8</b>	<b>4051</b>	<b>5842</b>	<b>24560</b>	<b>565</b>	<b>20912</b>	<b>187</b>

# STATUS OF ARSH CLINIC: LATEHAR

Name of the Block	No. of ARSH Clinic Functional	Total No. of Beneficiary in ARSH Clinic (April – Sept)	Total No. of Beneficiary in ARSH Clinic (April – March)	Total No. of Children covered under WIFS	Number of Schools Covered under School Health	Number of Students Covered under School Health	No of Children (Age brackets, Boys and Girls) screened for Disease, Deficiency and Disability
BALUMATH	1	0	95	5400	340	27646	19257
BARWADIH	1	1121	2916	11902	169	15806	848
CHANDWA	1	863	1291	743	135	10945	203
GAROO	1	181	398	1045	69	2456	48
MANIKA	1	463	1123	2648	154	10307	590
MAHUWADAR	1	162	653	1642	578	8934	114
DH	1	1871	13166	2365	21	12855	108
<b>District Total</b>	<b>7</b>	<b>4661</b>	<b>19642</b>	<b>25745</b>	<b>1466</b>	<b>88949</b>	<b>21168</b>

# STATUS OF ARSH CLINIC : PALAMAU

Name of the Block	No. of ARSH Clinic Functional	Total No. of Beneficiary in ARSH Clinic (April – Sept)	Total No. of Beneficiary in ARSH Clinic (April – March)	Total No. of Children covered under WIFS	Number of Schools Covered under School Health	Number of Students Covered under School Health	No of Children (Age brackets, Boys and Girls) screened for Disease, Deficiency and Disability
Daltonganj	District Hospital	389	1858	0	0	0	0
Daltonganj	Sadar	152	997	0	100	17119	15652
Chainpur	Chainpur	2125	4349	0	302	48000	43600
Chhatarpur	Chhatarpur	175	1565	0	120	17834	10047
Hariharganj	Hariharganj	291	581	0	113	10352	7430
Husainabad	Husainabad	932	1825	0	185	88933	63489
Bishrampur	Bishrampur	63	483	0	45	46930	10090
Lesliganj	Lesliganj	97	248	0	39	5289	4840
Manatu	Manatu	618	1626	0	86	12717	3539
Panki	Panki	636	1410	0	273	49484	30895
Patan	Patan	323	943	0	124	47591	22855
<b>PALAMU</b>		<b>5801</b>	<b>15885</b>	<b>0</b>	<b>1387</b>	<b>344249</b>	<b>212437</b>



# ARSH Reporting Status

Date: 03-06-13

	ARSH			WIFS		Reporting Format and register distributed to HRD and WCD	SHP Final report	KSP	PCPNDT
Name of dist.	March'13	April '13	May'13	March'13	April '13			Final report	Qtrly Report
Garhwa	Reports Received	Reports not Received	Reports not Received	Report Received	Reports not Received	Printed and distributed	Received	Reports Received	Received
Latehar	Few blocks reports sent & in JPG file	Reports not Received	Reports not Received	Report Received	Reports not Received	Printed and distributed	Received	Final Report not Received	Received
Palamau	Reports Received	Reports not Received	Reports not Received	Reports not Received	Reports not Received	Not printed	Received	Final Report not Received	Received

# STATUS OF MOBILE MEDICAL UNIT – GARHWA

<b>No. of MMU</b>	<b>3</b>	<b>No. of functional MMU</b>		<b>3</b>	
No. of Non functional MMU	0	Reason for Non Functional MMU		-	
<b>Name of Block</b>	<b>No. of MMU Functional</b>	<b>Name of NGO running MMU</b>	<b>No. of Beneficiary April – Sept’ 12</b>	<b>No. of Beneficiary April – March’ 13</b>	<b>Average Cost per Beneficiary during FY 2012 -13</b>
Garhwa Sadar	-	Vikash Bharti Bishunpur	5168	11682	Rs. 94.60
Meral	-	Vikash Bharti Bishunpur	4199	9162	Rs. 94.60
NagarUntari	-	Vikash Bharti Bishunpur	4853	9258	Rs. 94.60
Bhawnathpur	-	ROSE Daltonganj	4517	9124	Rs. 77.53
Dhurki	-	Vikash Bharti Bishunpur	1432	3573	Rs. 94.60
Manjhion	-	ROSE Daltonganj	4998	8615	Rs. 77.53
Ranka	-	Vikash Bharti Bishunpur	3064	7226	Rs. 94.60
Bhandaria	-	Vikash Bharti Bishunpur	1163	2374	Rs. 94.60
<b>Dist. Total :</b>	<b>3</b>		<b>29394</b>	<b>54112</b>	

# STATUS OF MOBILE MEDICAL UNIT - LATEHAR

<b>No. of MMU</b>	<b>4</b>	<b>No. of functional MMU</b>		<b>4</b>	
<b>No. of Non functional MMU</b>	<b>0</b>	<b>Reason for Non Functional MMU</b>		<b>Nil</b>	
<b>Name of Block</b>	<b>No. of MMU Functional</b>	<b>Name of NGO running MMU</b>	<b>No. of Beneficiary April – Sept' 12</b>	<b>No. of Beneficiary April – Marc' h12</b>	<b>Average Cost per Beneficiary during FY 2012 -13</b>
Manika	1	ICERT	10325	20156	Rs 108
Chandwa					
Latehar	1	Vikas Bharti	8374	16436	Rs 132
Balumath					
Barwadih	1	Vikas Bharti	7843	14606	Rs 146
Mahuwadar					
Garoo					

# STATUS OF MOBILE MEDICAL UNIT: PALAMAU

<b>No. of MMU</b>		<b>5</b>	<b>No. of functional MMU</b>		<b>5</b>
No. of Non functional MMU		0	Reason for Non Functional MMU		0
Name of Block	No. of MMU Functional	Name of NGO running MMU	No. of Beneficiary April – Sept' 12	No. of Beneficiary April – March' 13	Average Cost per Beneficiary during FY 2012 -13
Sadar	1	VIKASH BHARTI	6253	11527	132
Chainpur	1	ROSE	7512	12320	118
Lesliganj	1	ROSE	8542	13678	102
Chhatterpur	1	VIKASH BHARTI	8939	13845	98
Hariharganj	1	VIKASH BHARTI	8305	13228	112
Hussainabad	1	NARMADA	8550	13787	52
Bishrampur	1	VIKASH BHARTI	5284	13200	108
Patan	1	NARMADA	8664	14429	49
Panki	1	VIVEK FOR VIKASH	5540	9560	118
Manatu	1	VIVEK FOR VIKASH	6584	13567	144

## Distribution detail - HBNC Kit (till 31st may 2013)

Name of Distt	Order placing status		Receiving status		Distribution status	
	Status	No. of HBNC kit	Status	No. of HBNC Kit	Status	No. of HBNC Kit
Garhwa	Order placed	1151	Not Received			
latehar	Order placed	1325	Not Received			
Palamu	Yet to placed order		Not Received			

### Bicycle Distribution Details - District wise

SL	District Name	No. of Sahiyas	FY 11-12			FY 12-13			Yet to be distributed Proposed for FY 13-14
			Senctioned Bicycle In FY 11-12 (From NRHM fund)	Placed order for Bicycle	No. of Bicycle distributed among Sahiya	Senctioned in FY 12-13 (From State fund)	No. of Bicycle recived by district	No. of Bicycle distribute d among Sahiya	
1	Garwa	1151	520	429	429	300			331
2	Latehar	1325	574	484	483	400			351
3	Palamu	1892	653			640			599
	<b>Total</b>	<b>40964</b>	<b>10435</b>	-	-	<b>16505</b>	-	-	<b>14024</b>

# STATUS OF COMMUNITY PROCESS GARHWA

Name of District	Total No. of ASHA	No. of ASHA with Bank A/c	No. of ASHA Trained in 6 A module	No. of ASHA Trained in 6B module	Bi-Cycle Distributed	No. of Drug Kit distribute to Sahiyya	No. of VHSNC	No. of VHSNC with Bank A/c	NO. of VHSNC Submitted SoE for FY 2011-12
MANJHIAON	186	198	181	184	0	0	161	161	140
GARHWA SADAR	150	118	141	148	0	0	118	118	102
MERAL	172	172	161	167	111	0	102	102	85
RANKA	165	172	153	162	180	0	139	139	112
BHANDARIYA	83	83	82	80	73	0	73	73	63
DHURKI	75	75	65	75	65	0	44	43	40
NAGAR UNTARI	224	210	220	220	0	0	137	137	112
BHAWNATHPUR	155	126	155	150	0	0	79	79	76
<b>Dist. Total</b>	<b>1210</b>	<b>1158</b>	<b>1158</b>	<b>1186</b>	<b>429</b>	<b>0</b>	<b>853</b>	<b>852</b>	<b>730</b>

# STATUS OF COMMUNITY PROCESS LATEHAR

Name of District	Total No. of ASHA	No. of ASHA with Bank A/c	No. of ASHA Trained in 6 A module	No. of ASHA Trained in 6B module	Bi- Cycle Distributed	No. of Drug Kit distribute to Sahiyya	No. of VHSNC	No. of VHSNC with Bank A/c	NO. of VHSNC Submitted SoE for FY 2011-12
Balumath	294	294	280	252	203	294	174	174	132
Barwadih	178	178	160	154	0	150	81	76	55
Chandwa	173	173	173	152	0	173	84	84	84
Garu	99	99	95	77	87	99	68	68	68
Latehar	208	208	177	170	0	208	158	158	100
Mahuadar	185	185	168	158	176	172	104	103	101
Manika	188	188	171	159	0	188	82	65	67
<b>Total</b>	<b>1325</b>	<b>1325</b>	<b>1122</b>	<b>0</b>	<b>466</b>	<b>1272</b>	<b>750</b>	<b>608</b>	<b>500</b>

# STATUS OF COMMUNITY PROCESS PALAMAU

Name of District	Total No. of ASHA	No. of ASHA with Bank A/c	No. of ASHA Trained in 6 A module	No. of ASHA Trained in 6B module	No. of Drug Kit distribute to Sahiyya	No. of VHSNC	No. of VHSNC with Bank A/c	No. of VHSNC Submitted SoE for FY 2011-12
Sadar	192	188	190	0	190	71	68	61
Chainpur	201	145	193	0	193	162	160	146
Chhatarpur	276	195	194	30	194	218	218	163
Hariharganj	156	131	136	22	136	131	131	127
Husainabad	272	253	247	260	247	245	245	217
Bishrampur	270	224	264	264	264	208	210	98
Lesliganj	177	122	118	118	118	136	123	121
Manatu	181	136	133	142	133	167	167	148
Panki	235	170	147	0	147	182	161	135
Patan	199	170	160	0	160	164	163	139
<b>DISTRICT TOTAL</b>	<b>2159</b>	<b>1734</b>	<b>1782</b>	<b>836</b>	<b>1782</b>	<b>1684</b>	<b>1646</b>	<b>1355</b>



# STATUS OF BIO MEDICAL WASTE GARHWA

Name of BLOCK	Number of Facilities	Incinerator Functional (Y/N)	No. of Facility having Autoclave Functional	No. of Facility having Deep Burial Pit Functional	No. of Facility having Sharp Pit Functional	No. of facility having Color coded bins
District Hospital	1	N	0	1	1	1
DHURKI	11	N	0	1	1	1
MANJHIAON	18	N	0	1	1	1
Meral	18	N	0	1	1	1
NAGAR UNTARI	18	N	0	1	1	2
GARHWA SADAR	15	N	0	1	1	1
BHAWANATHPUR	22	N	1	1	1	7
RANKA	17	N	1	1	1	1
BHANDARIA	9	N	1	1	1	1
<b>Dist. Total</b>	<b>129</b>		<b>8</b>	<b>9</b>	<b>9</b>	<b>16</b>

# STATUS OF BIO MEDICAL WASTE LATEHAR

Name of BLOCK	Number of Facilities	Incinerator Functional (Y/N)	No. of Facility having Autoclave Functional	No. of Facility having Deep Burial Pit Functional	No. of Facility having Sharp Pit Functional	No. of facility having Color coded bins
Balumath	18	N	1	1	1	1
Barwadih	19	N	2	1	1	2
Chandwa	17	N	1	1	1	1
Garu	8	N	1	1	1	1
Latehar	18	N	N	N	1	2
Mahuadar	15	N	1	1	1	1
Manika	16	N	1	0	1	5
DH	1	N	1	1	1	1

# STATUS OF BIO MEDICAL WASTE : PALAMAU

Name of BLOCK	Number of Facilities	Incinerator Functional (Y/N)	No. of Facility having Autoclave Functional	No. of Facility having Deep Burial Pit Functional	No. of Facility having Sharp Pit Functional	No. of facility having Color coded bins
District Hospital	1	N	1	1	1	1
Sadar	1	N	0	0	1	1
Chainpur	1	N	0	1	1	1
Lesliganj	1	N	0	0	1	1
Chhaterpur	2	N	0	2	2	2
Hariharganj	2	N	0	1	1	2
Hussainabad	2	N	0	2	2	2
Bishrampur	1	N	0	0	1	1
Patan	2	N	0	2	2	2
Panki	1	N	0	0	0	1
Manatu	3	N	0	0	1	3
<b>PALAMU</b>	<b>17</b>	<b>1</b>	<b>1</b>	<b>9</b>	<b>13</b>	<b>17</b>

# Training Achievement of 2012-13

## District: Palamu

Training Programme	Target for 2012-13 (include Backlog)	Achievement Till (Apr-March 2013)	Remaining Batches
SBA Training (Persons)	60	66 (Backlog)	0
Re Orientation of SBA Trained ANM	2 Batches	2 Batches	0
IMNCI Training	8 Batches	9 Batches (backlog)	0
NSSK Training (Mo, SN,ANM)	4 Batches	3 Batches	1 Batch
ARSH District ToT for WIFS	1 Batch	1 Batch	0
ARSH District Level Training	1 Batch	1 Batch	0
Bio Medical Waste Management ToT	1 Batch	1 Batch	0
RTI/STI Training	1 Batch	1 Batch	0
ANC,MCP Card & Labor room register training	10 Batches	9 Batches	1 Batch

# Training Achievement of 2012-13

## District: Garhwa

Training Programme	Target for 2012-13 (include Backlog)	Achievement Till (Apr-March 2013)	Remaining Batches
SBA Training (Persons)	48	48	0
Re Orientation of SBA Trained ANM	3 Batches	3 Batches	0
IMNCI Training	5 Batches	3 Batches	2 Batches
NSSK Training (Mo, SN,ANM)	2 Batches	0	2 Batches
ARSH District ToT for WIFS	1 Batch	1 Batch	0
ARSH District Level Training	1 Batch	1 Batch	0
Bio Medical Waste Management ToT	1 Batch	1 Batch	0
RTI/STI Training	1 Batch	0	1 Batch
ANC,MCP Card & Labor room register training	5 Batches	5 Batches	0

# Training Achievement of 2012-13

## District: Latehar

Training Programme	Target for 2012-13 (include Backlog)	Achievement Till (Apr-March 2013)	Remaining Batches
SBA Training (Persons)	24	24	0
Re Orientation of SBA Trained ANM	3 Batches	1 Batches	2 Batches
IMNCI Training	4 Batches	4 Batches	0
NSSK Training (Mo, SN,ANM)	2 Batches	2 Batches	0
ARSH District ToT for WIFS	1 Batch	1 Batch	0
ARSH District Level Training	1 Batch	1 Batch	0
Bio Medical Waste Management ToT	1 Batch	1 Batch	0
RTI/STI Training	1 Batch	1 Batch	0
ANC,MCP Card & Labor room register training	7 Batches	2 Batches	5 Batches

# Training Related Issues

- Date of submission of Training Progress Report is 5<sup>th</sup> of every month, but report is not provided by district timely and thus causing delay in giving report to GOI
- All training expenditure report is not covered in FMR.
- As per the opening balance of April 2013, the fund can be utilized by conducting training. For this purpose a tentative training plan is mailed to all the districts. **Also letter from Mission Director (577 (MD) Dated: 29-4-13** is given to all the district regarding utilization of available fund by conducting trainings
- Except Palamu in which only few training are remaining rest other districts : Latehar & Garhwa in which still training of FY. 2012-13 is incomplete.

## Dist. Wise Training Expenditure Status till March 2013

<b>District</b>	<b>Opening Balance</b>	<b>Fund Received</b>	<b>Total Fund</b>	<b>Expenditure</b>	<b>%</b>
<b>Garhwa</b>	22.100	23.814	45.914	19.501	<b>42</b>
<b>Latehar</b>	19.300	19.988	29.288	24.180	<b>62</b>
<b>Palamu</b>	16.862	37.230	54.092	30.943	<b>57</b>