

DIVISIONAL REVIEW MEETING

SANTHAL PARGANA DIVISION

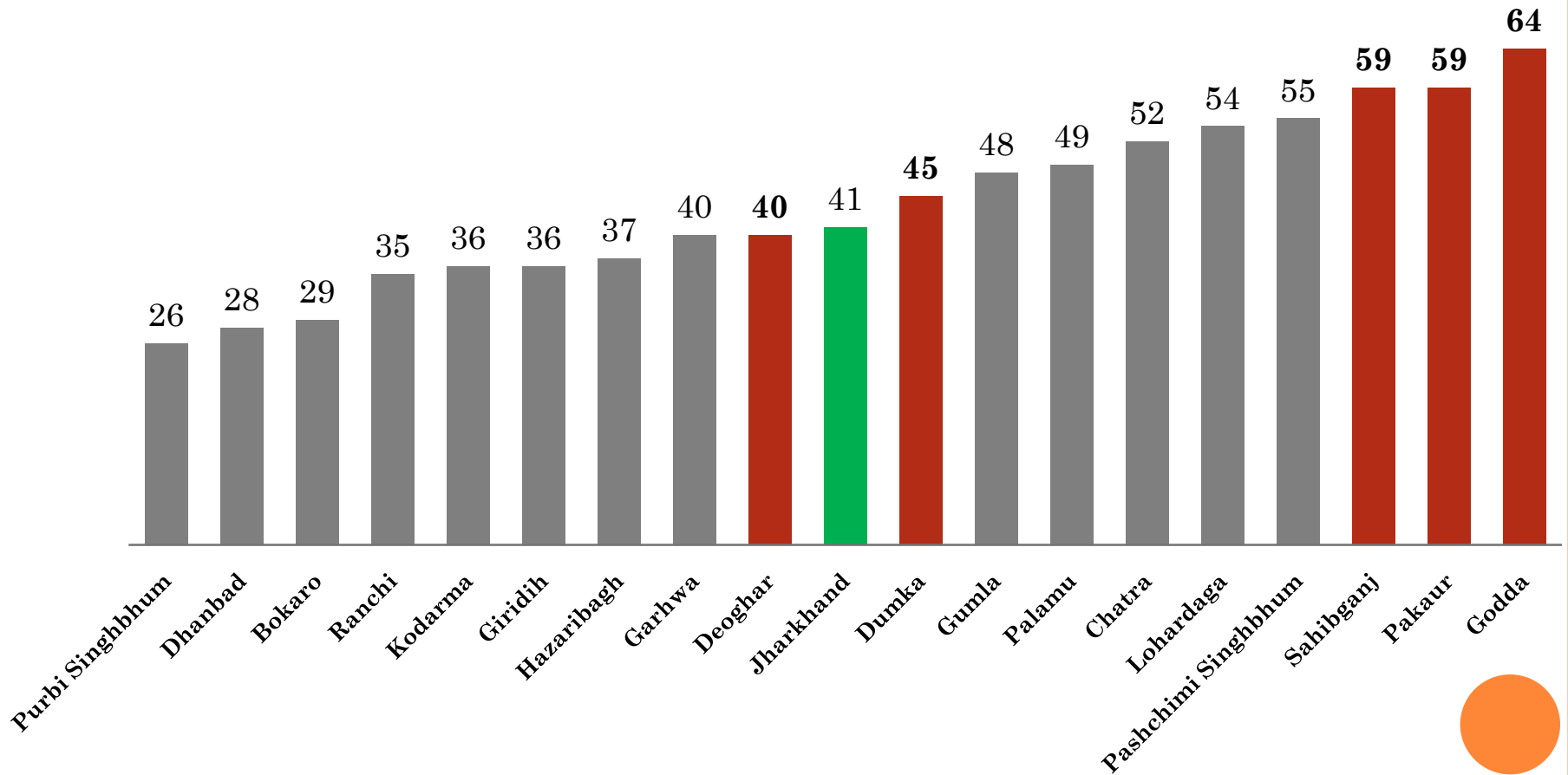
05.10.2012



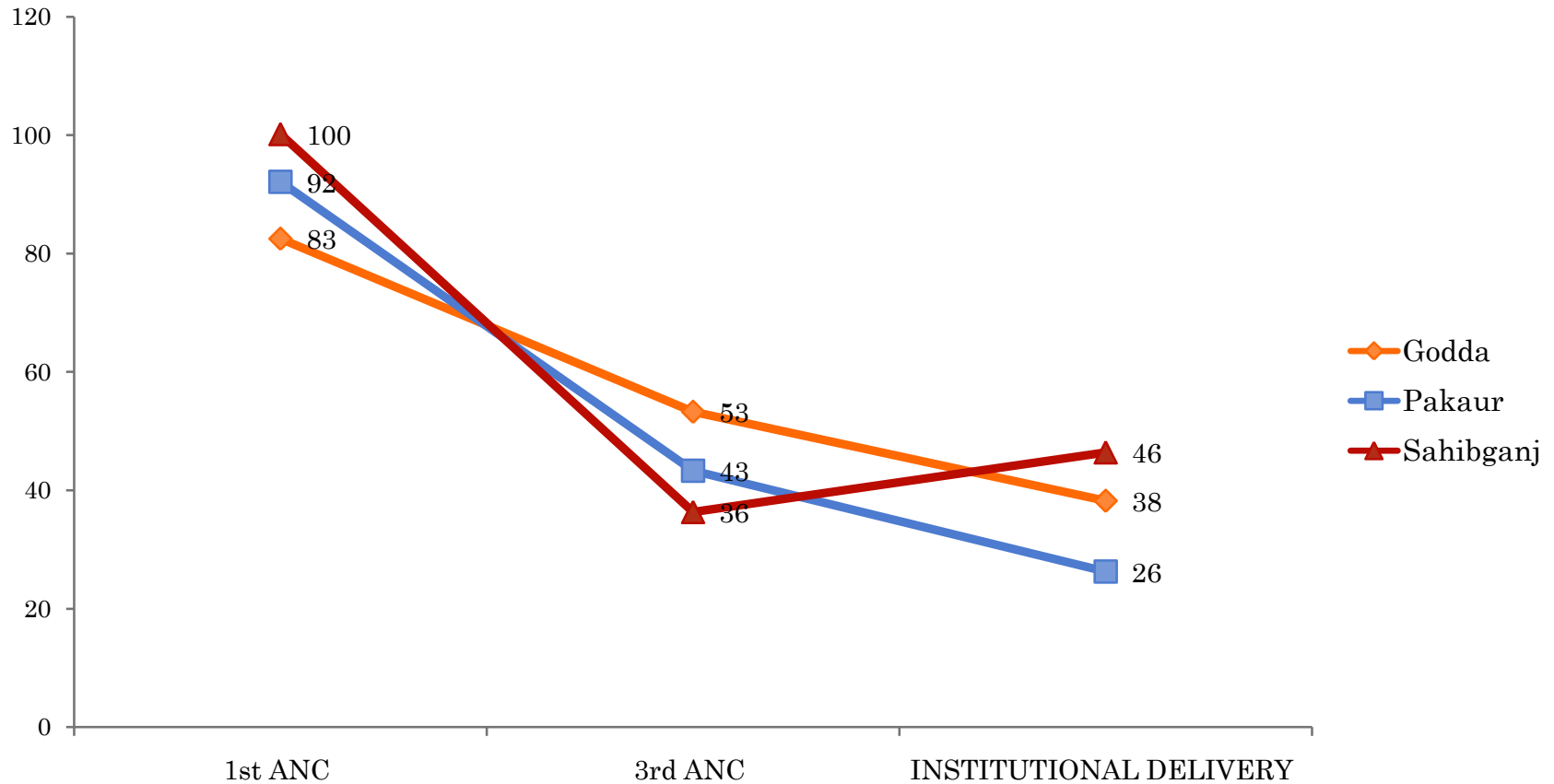
DISTRICT WISE ACHIEVEMENT



Infant Mortality Rate AHS 2010-11



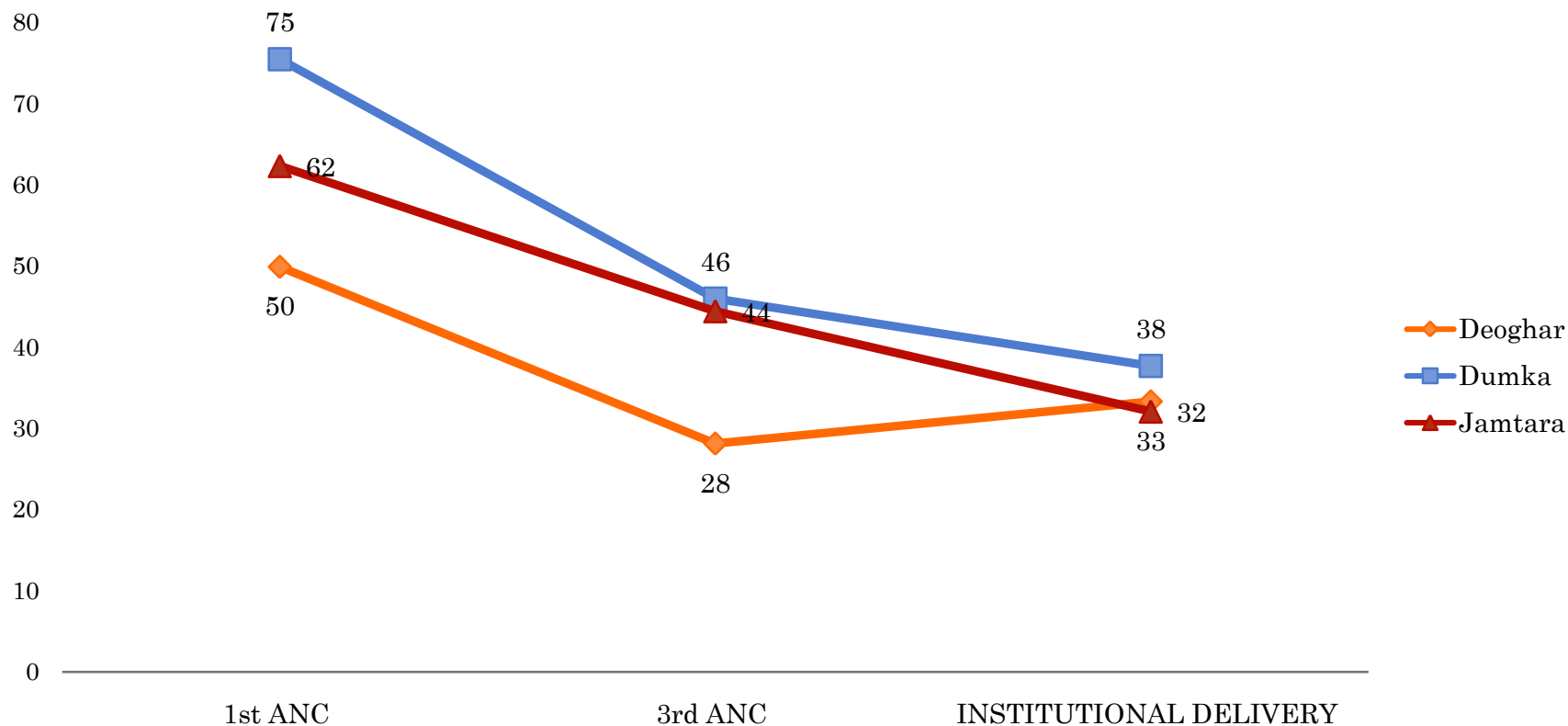
MATERNAL HEALTH (% ACHIEVEMENT 1ST ANC, 3RD ANC & INST. DELIV) REPORTED MONTH APRIL TO AUGUST 2012



DISTRICT	YEARLY TARGET	April – August Target	1st ANC	3rd ANC	INSTITUTIONAL DELIVERY
Godda	38000	15833	13065	8434	6052
Pakaur	26000	10833	9982	4691	2846
Sahibganj	34000	14167	14197	5149	6577

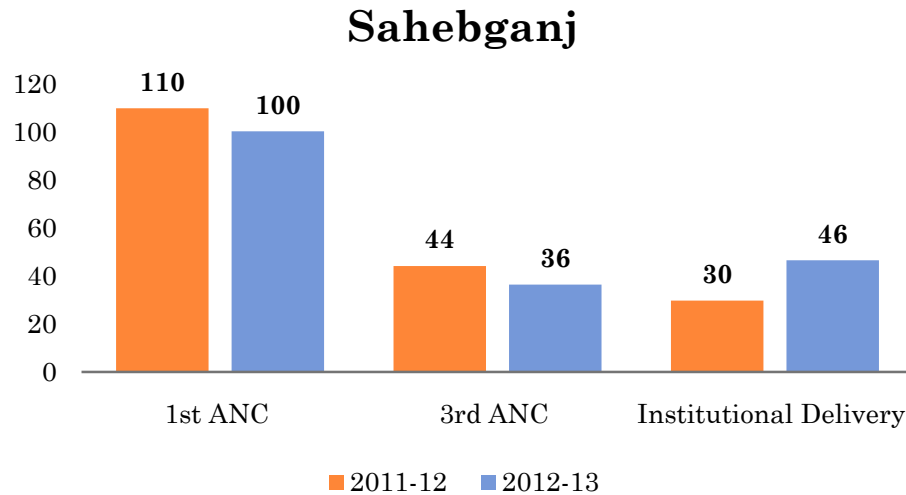
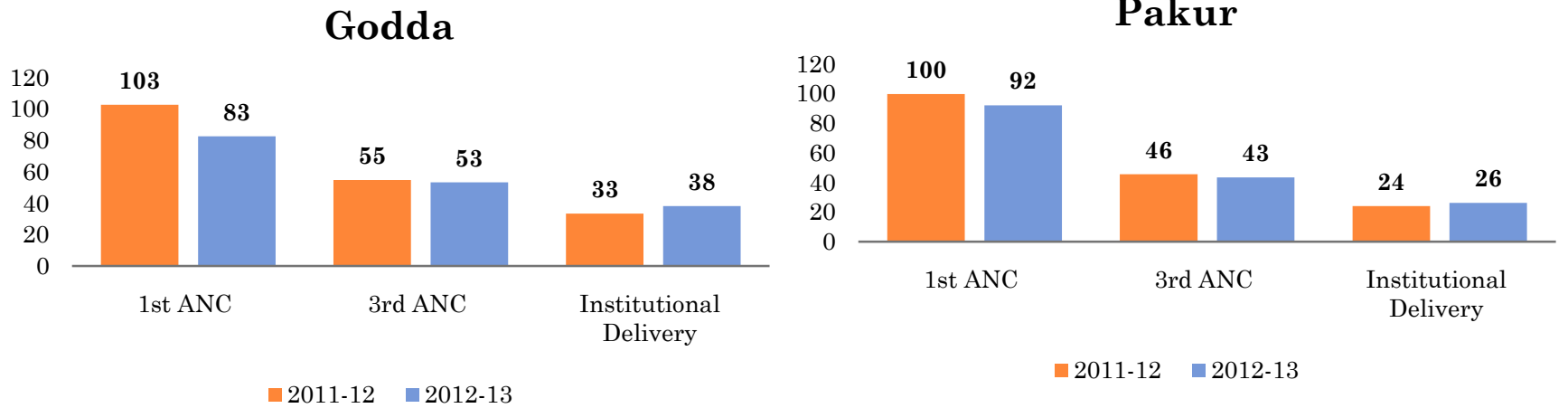


MATERNAL HEALTH (% ACHIEVEMENT 1ST ANC, 3RD ANC & INST. DELIVERY) REPORTED MONTH APRIL TO AUGUST 2012



District	Yearly Target 2012-13	April – August Target	Total Achievement 1st ANC	Total Achievement 3ANC	Total Institutional Delivery
Deoghar	43000	17917	8941	5038	5969
Dumka	38000	15833	11948	7278	5964
Jamtara	23000	9583	5971	4258	3074

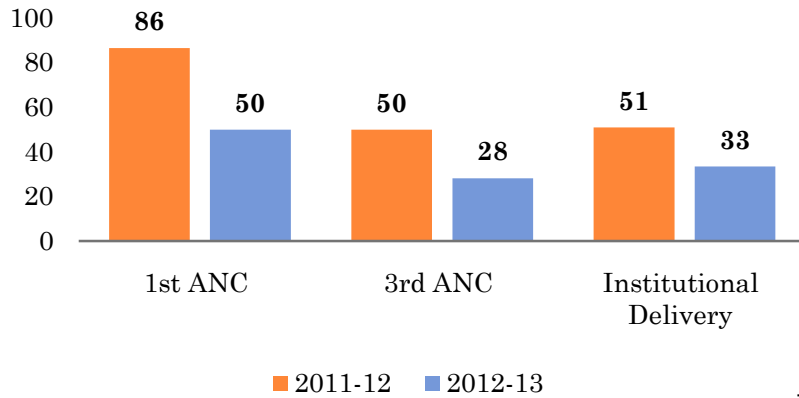
COMPARATIVE % ACHIEVEMENT UNDER MATERNAL HEALTH (2011-12 AND 2012-13) APRIL TO AUGUST



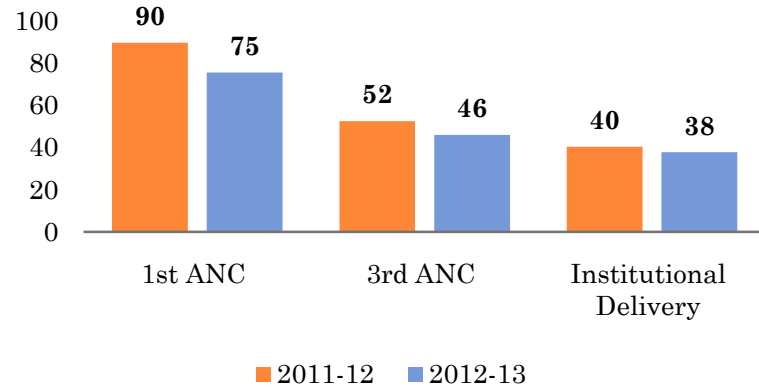
District	April - August Target		1st ANC		3rd ANC		Institutional Delivery (Public + Pvt.)	
	2011-12	2012-13	2011-12	2012-13	2011-12	2012-13	2011-12	2012-13
Godda	15207	15833	15607	13065	8330	8434	5070	6052
Pakur	10427	10833	10387	9982	4747	4691	2505	2846
Sahebganj	13336	14167	14641	14197	5878	5149	3959	6577

COMPARATIVE % ACHIEVEMENT UNDER MATERNAL HEALTH (2011-12 AND 2012-13) APRIL TO AUGUST

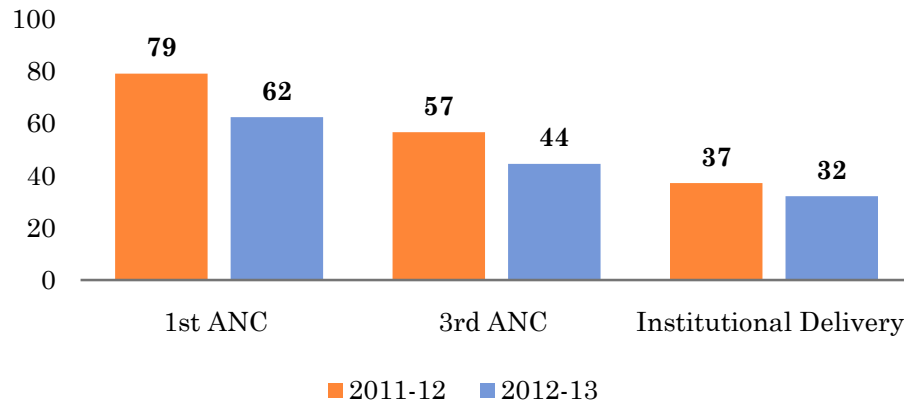
Deoghar



Dumka

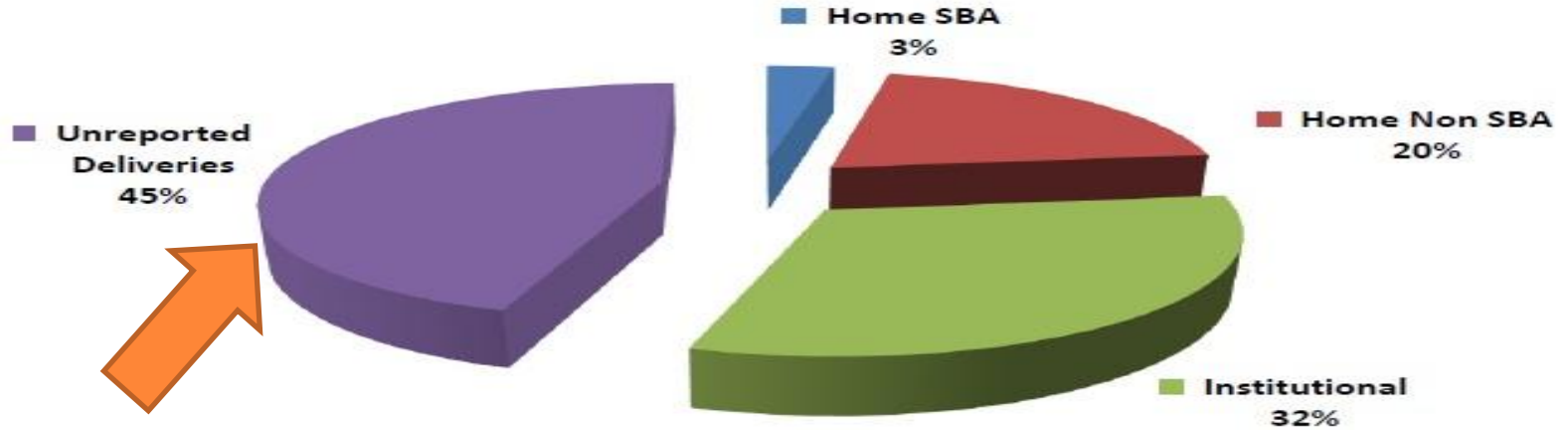


Jamtara

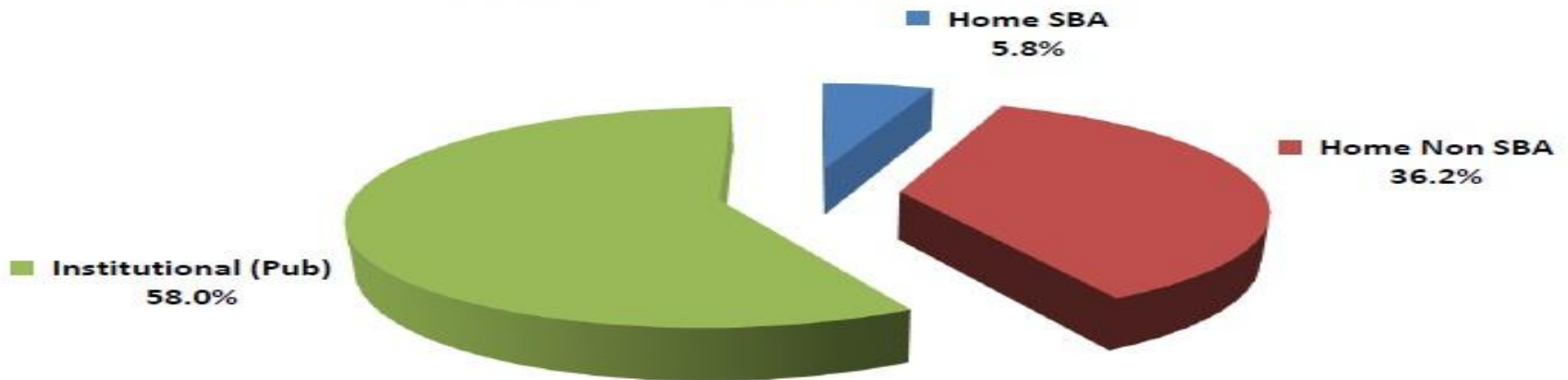


District	Yearly Target		1st ANC		3rd ANC		Institutional Delivery (Public + Pvt.)	
	2011-12	2012-13	2011-12	2012-13	2011-12	2012-13	2011-12	2012-13
Deoghar	41519	43000	14954	8941	8617	5038	8808	5969
Dumka	36766	38000	13722	11948	8039	7278	6168	5964
Jamtara	21991	23000	7236	5971	5181	4258	3397	3074

Godda- Home (SBA & Non SBA) & Institutional Deliveries against Expected Deliveries - Apr'11 to Mar'12

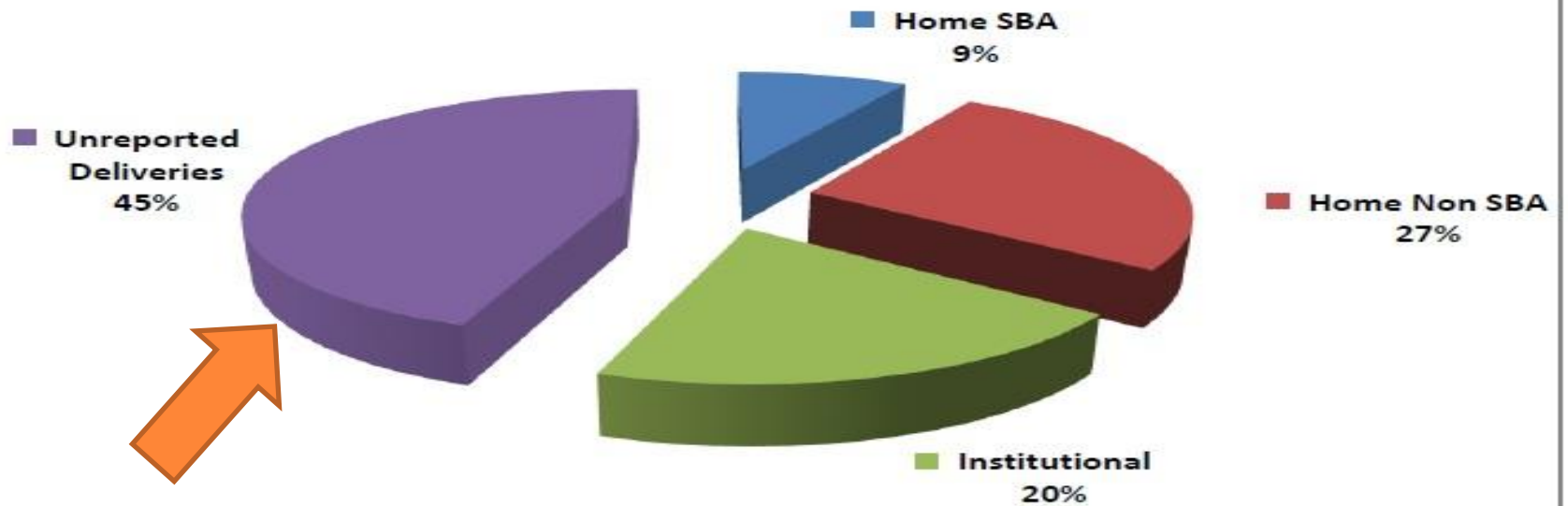


Godda- Home (SBA & Non SBA) & Institutional Deliveries against Reported Deliveries - Apr'11 to Mar'12

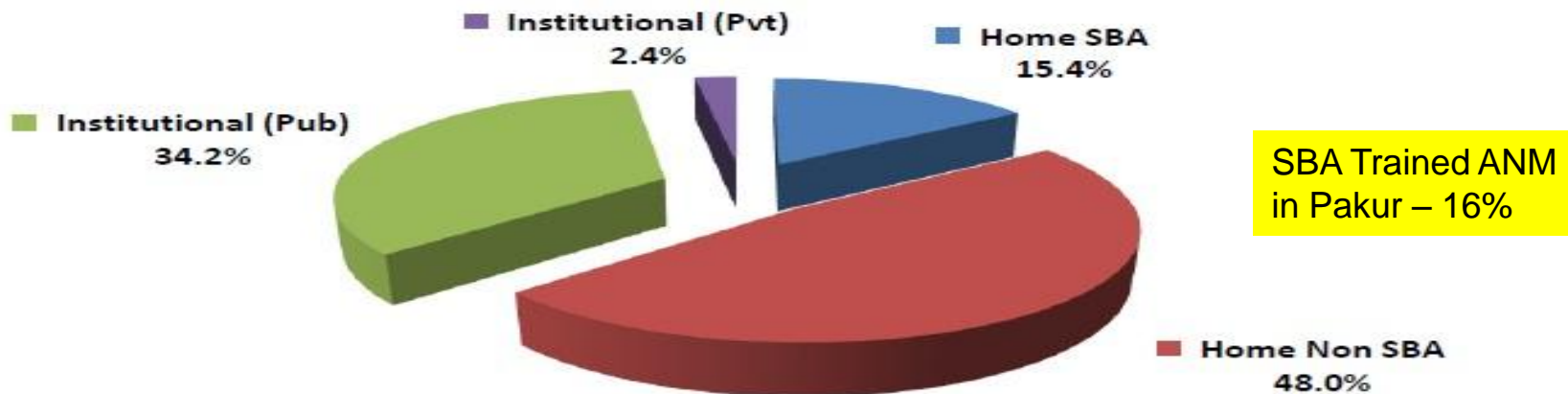


SBA Trained ANM
in Godda – 27%

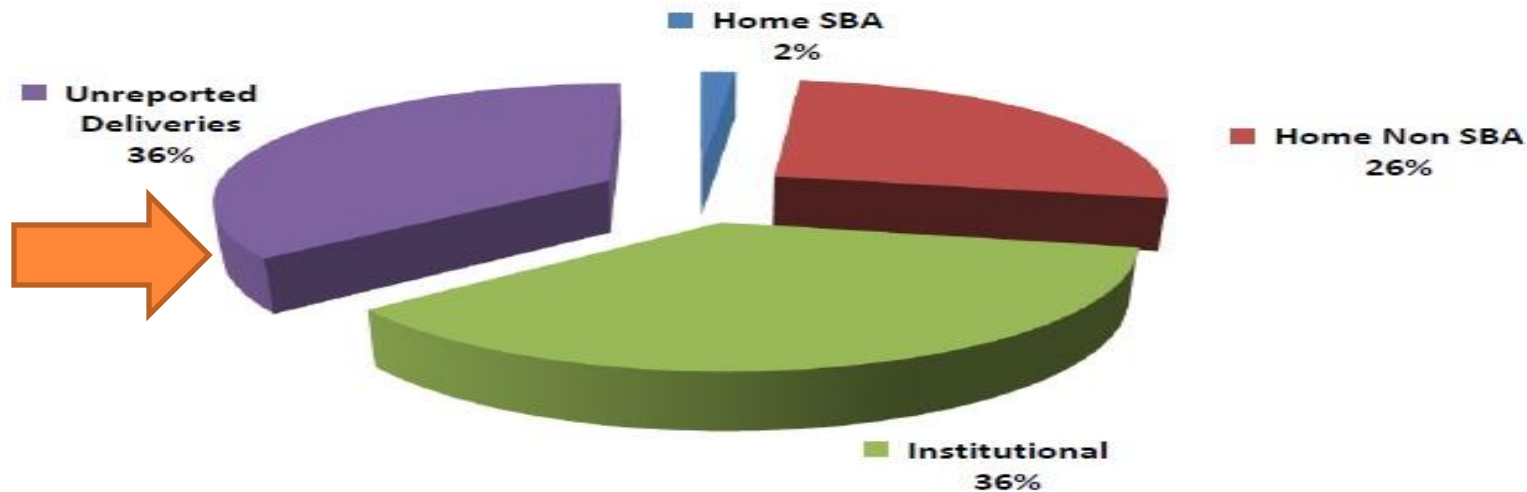
Pakaur- Home (SBA & Non SBA) & Institutional Deliveries against Expected Deliveries - Apr'11 to Mar'12



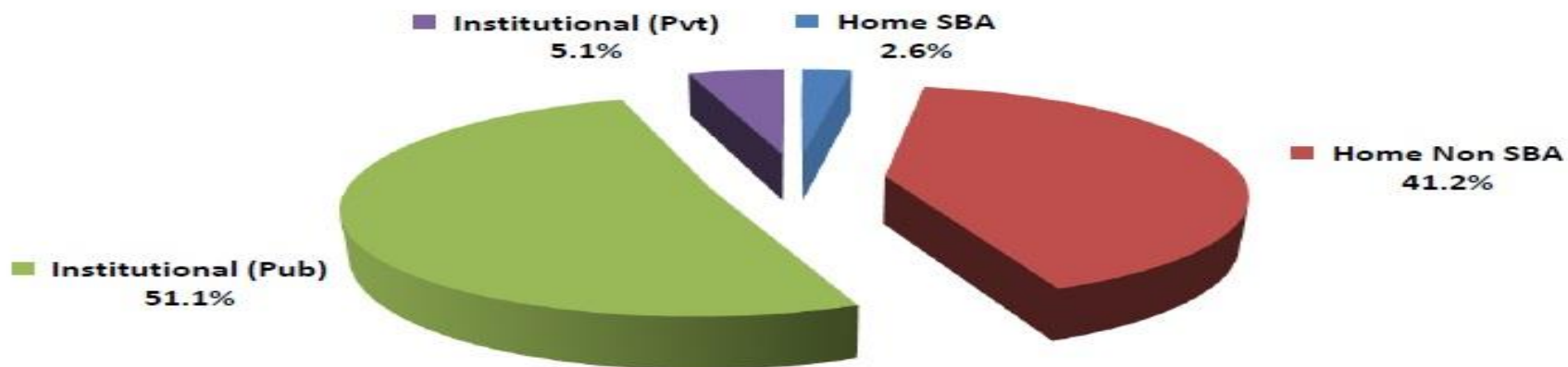
Pakaur- Home (SBA & Non SBA) & Institutional Deliveries against Reported Deliveries - Apr'11 to Mar'12



Sahibganj- Home (SBA & Non SBA) & Institutional Deliveries against Expected Deliveries - Apr'11 to Mar'12

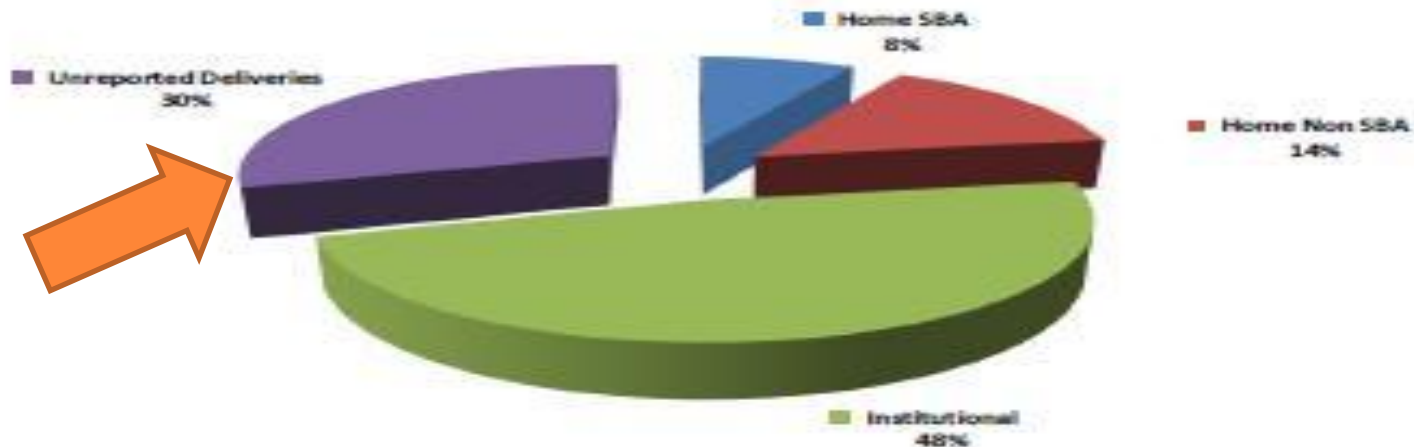


Sahibganj- Home (SBA & Non SBA) & Institutional Deliveries against Reported Deliveries - Apr'11 to Mar'12

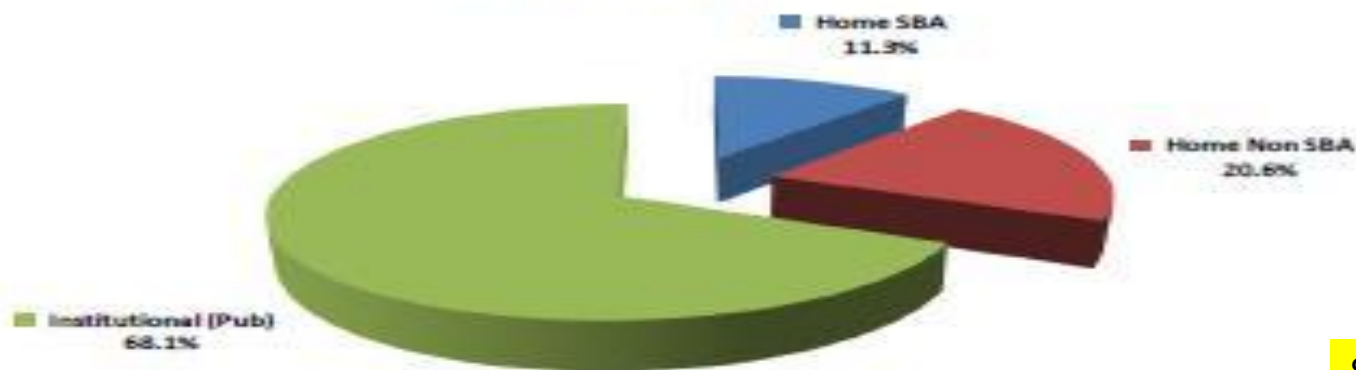


SBA Trained ANM
in Sahibganj – 40%

Deoghar- Home (SBA & Non SBA) & Institutional Deliveries against Expected Deliveries - Apr'11 to Mar'12

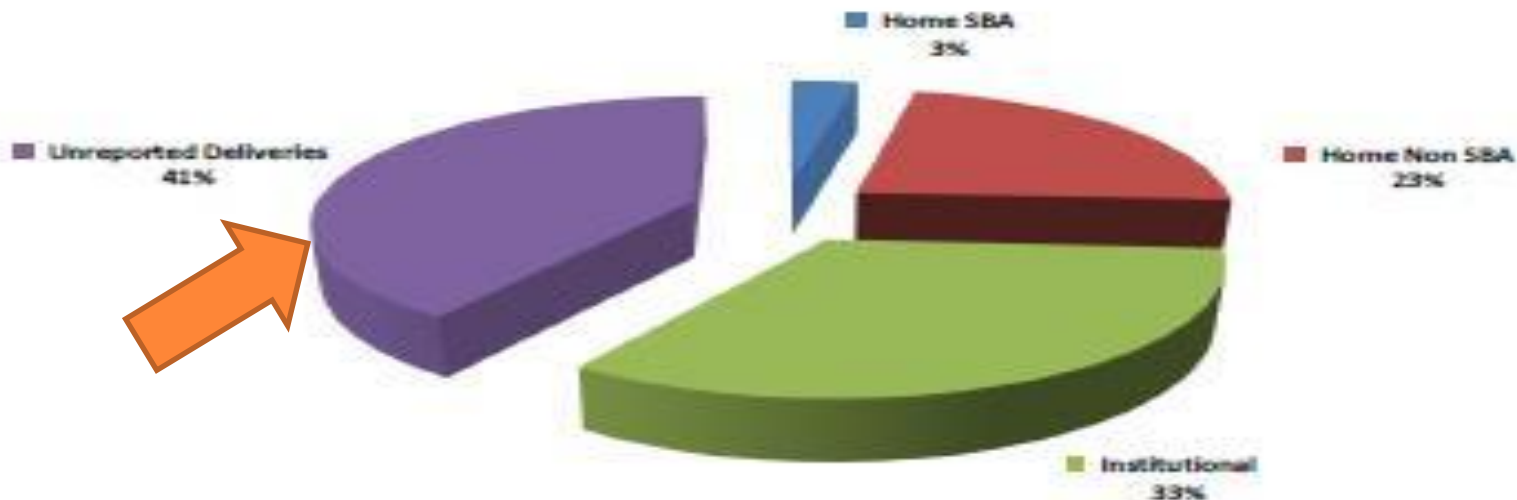


Deoghar- Home (SBA & Non SBA) & Institutional Deliveries against Reported Deliveries - Apr'11 to Mar'12

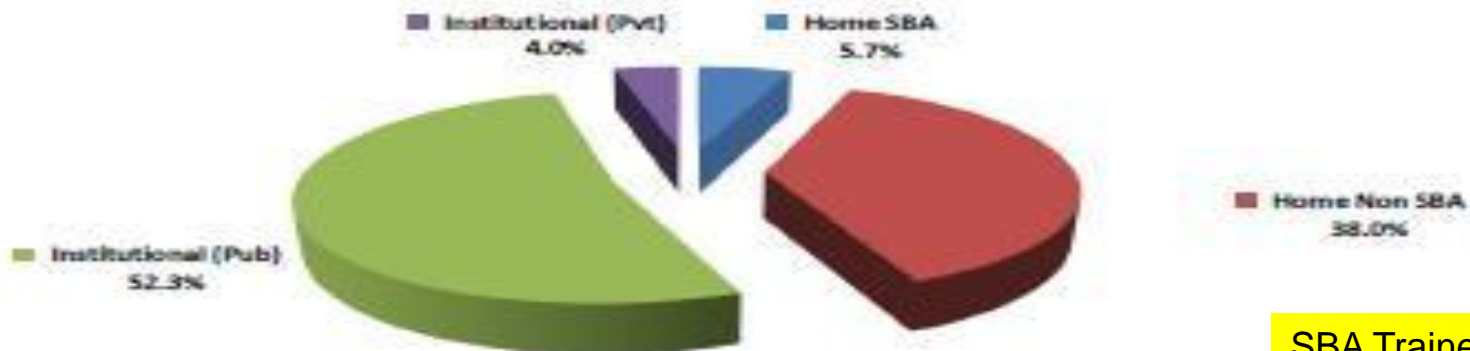


SBA Trained ANM
in Deoghar – 76%

Dumka- Home (SBA & Non SBA) & Institutional Deliveries against Expected Deliveries - Apr'11 to Mar'12

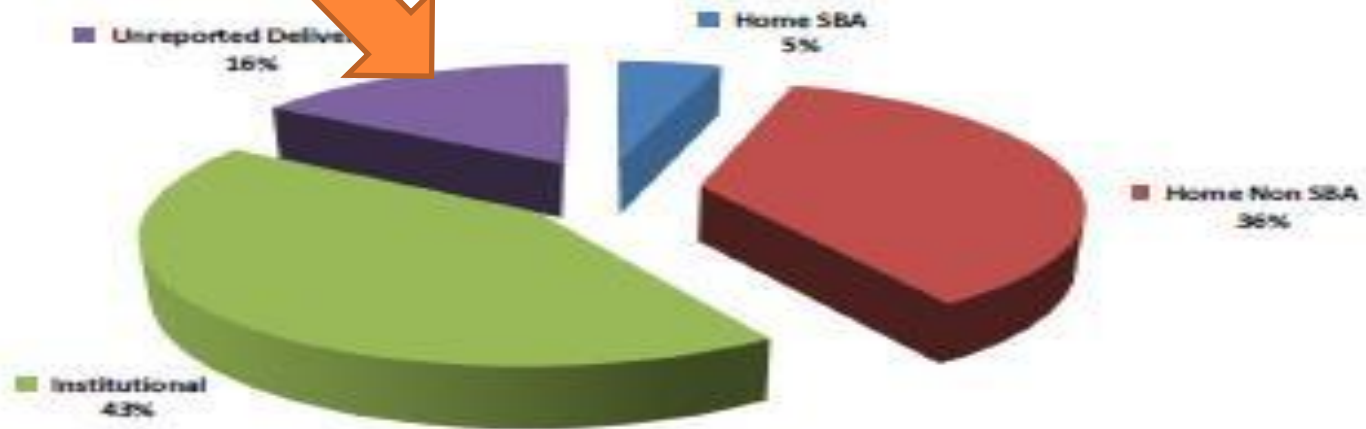


Dumka- Home (SBA & Non SBA) & Institutional Deliveries against Reported Deliveries - Apr'11 to Mar'12

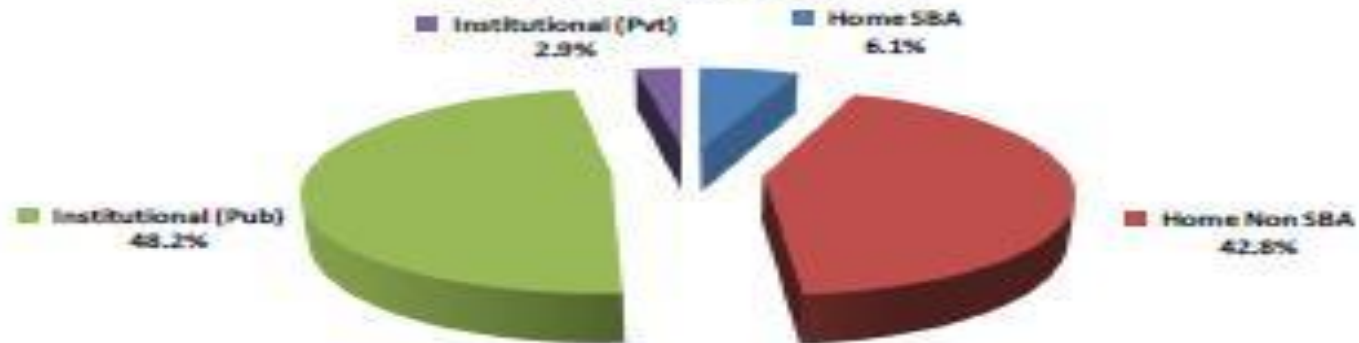


SBA Trained ANM
in Dumka – 34%

Jamtara- Home (SBA & Non SBA) & Institutional Deliveries against Expected Deliveries - Apr'11 to Mar'12



Jamtara- Home (SBA & Non SBA) & Institutional Deliveries against Reported Deliveries - Apr'11 to Mar'12

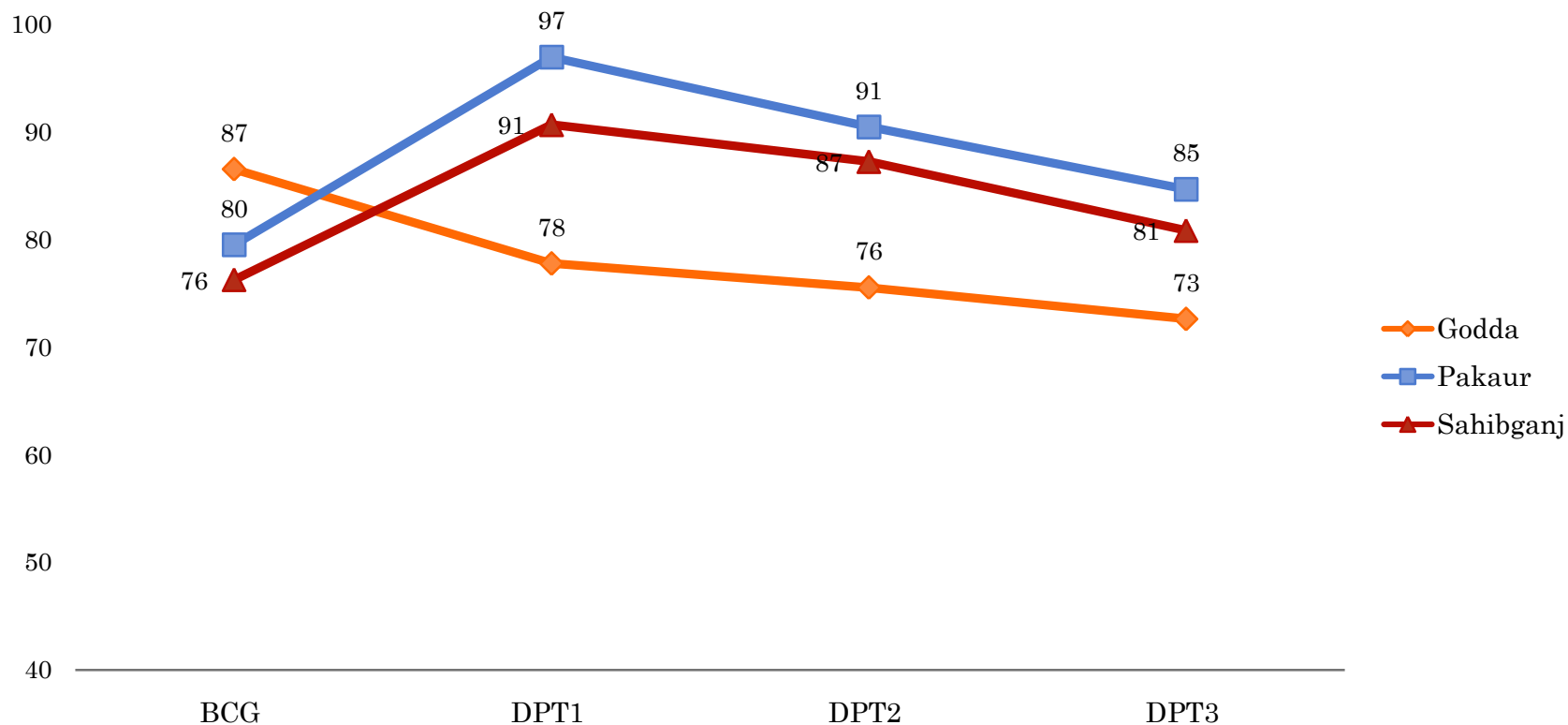


SBA Trained ANM in Jamtara – 32%

MATERNAL DEATH(APRIL TO JULY 2012)

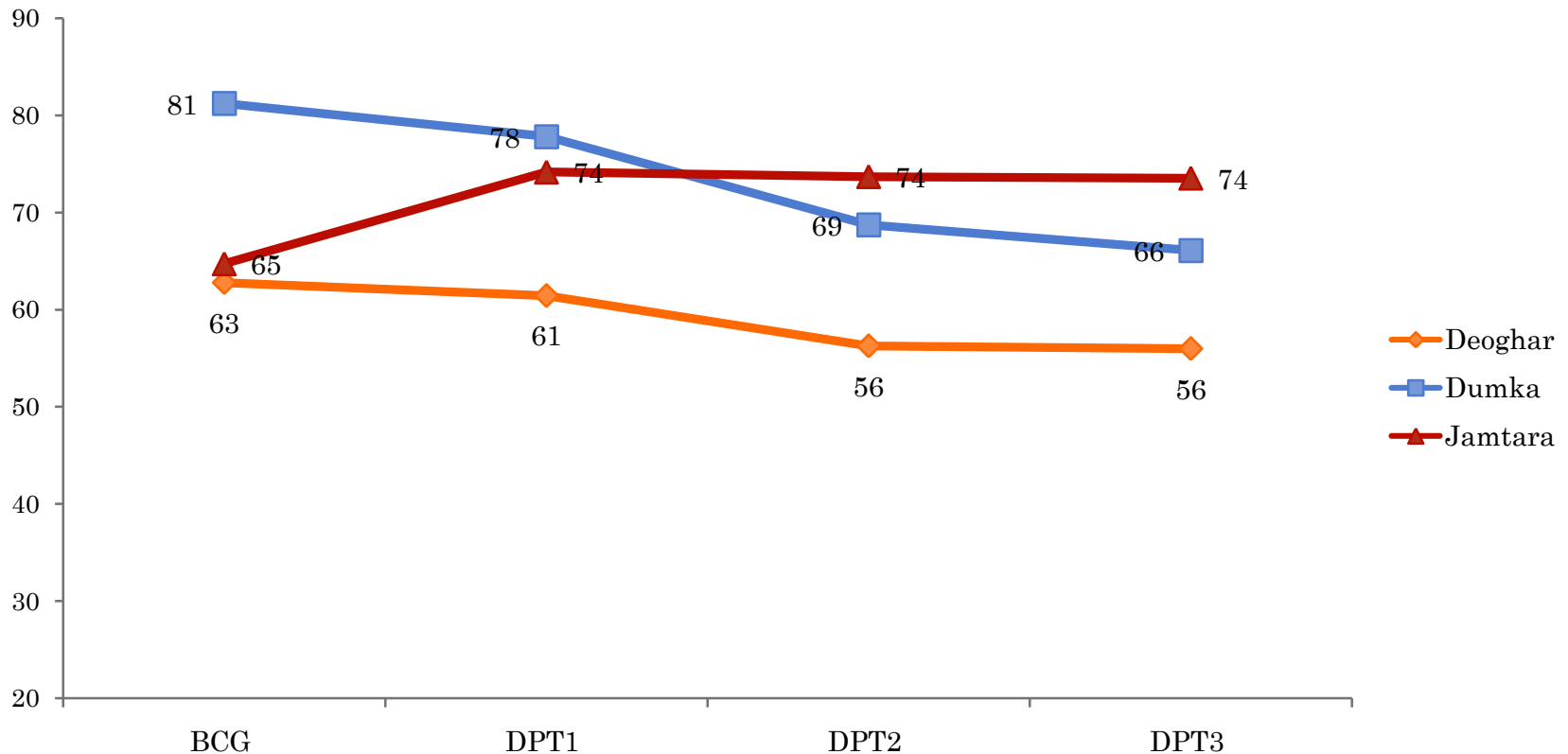
District	Estimated Maternal deaths in 4 months	April	May	June	July	Total
pakur	20	0	0	0	2	2
Godda	32	0	0	0	0	0
Deoghar	32	0	3	0	1	4
Dumka	28	3	6	6	3	18
Sahibganj	16	3	5	3	0	11
Jamtara	28	0	0	0	0	0
Reported Total						35

CHILD HEALTH (% ACHIEVEMENT BCG & DPT) ROUTINE IMMUNIZATION APRIL TO AUGUST 2012-13



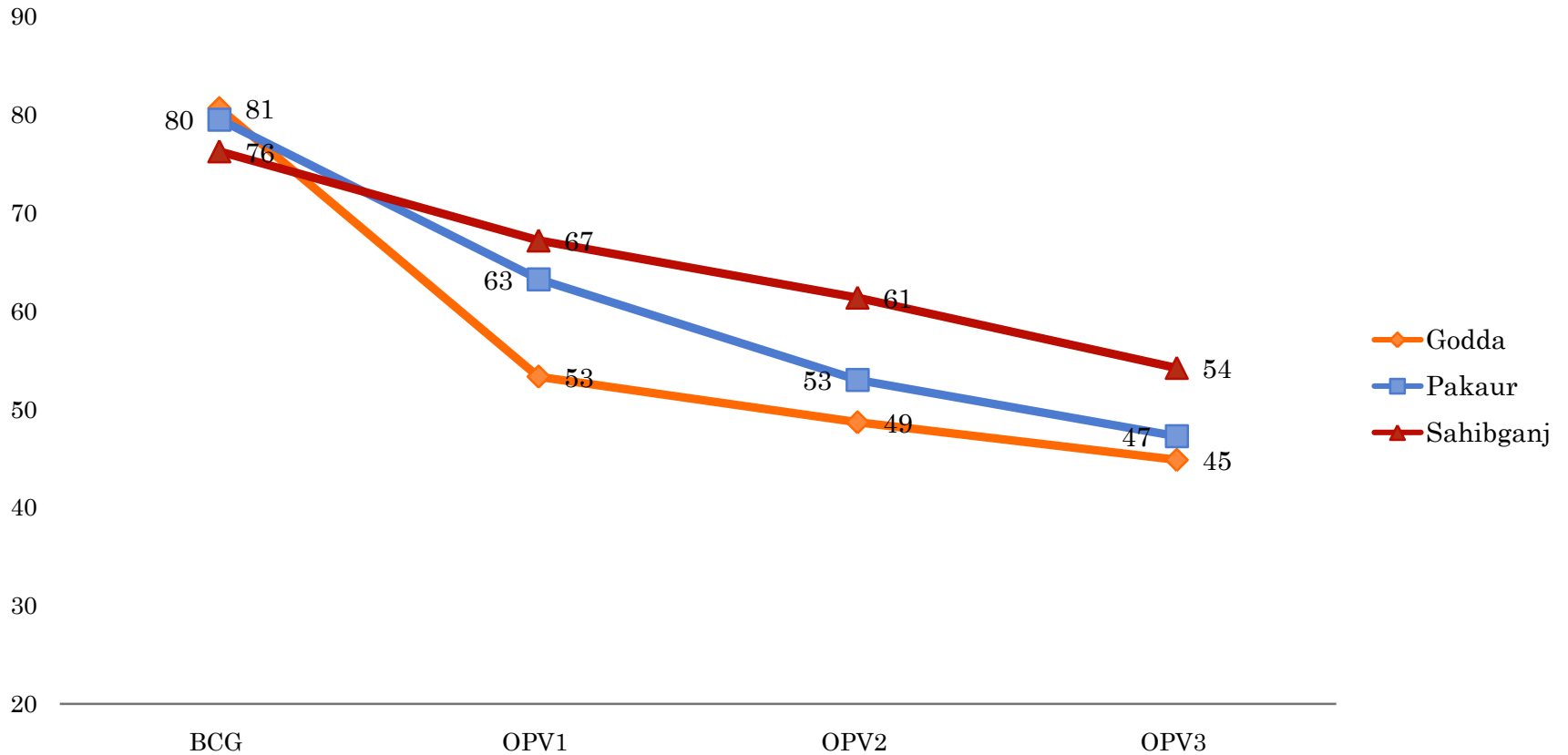
DISTRICT	YEARLY TARGET	April-August Target	BCG	DPT1	DPT2	DPT3
Godda	33000	13750	11903	10697	10388	9988
Pakaur	22000	9167	7291	8891	8297	7764
Sahibganj	29000	12083	9216	10960	10545	9770

CHILD HEALTH (% ACHIEVEMENT BCG & DPT) ROUTINE IMMUNIZATION APRIL TO AUGUST 2012-13



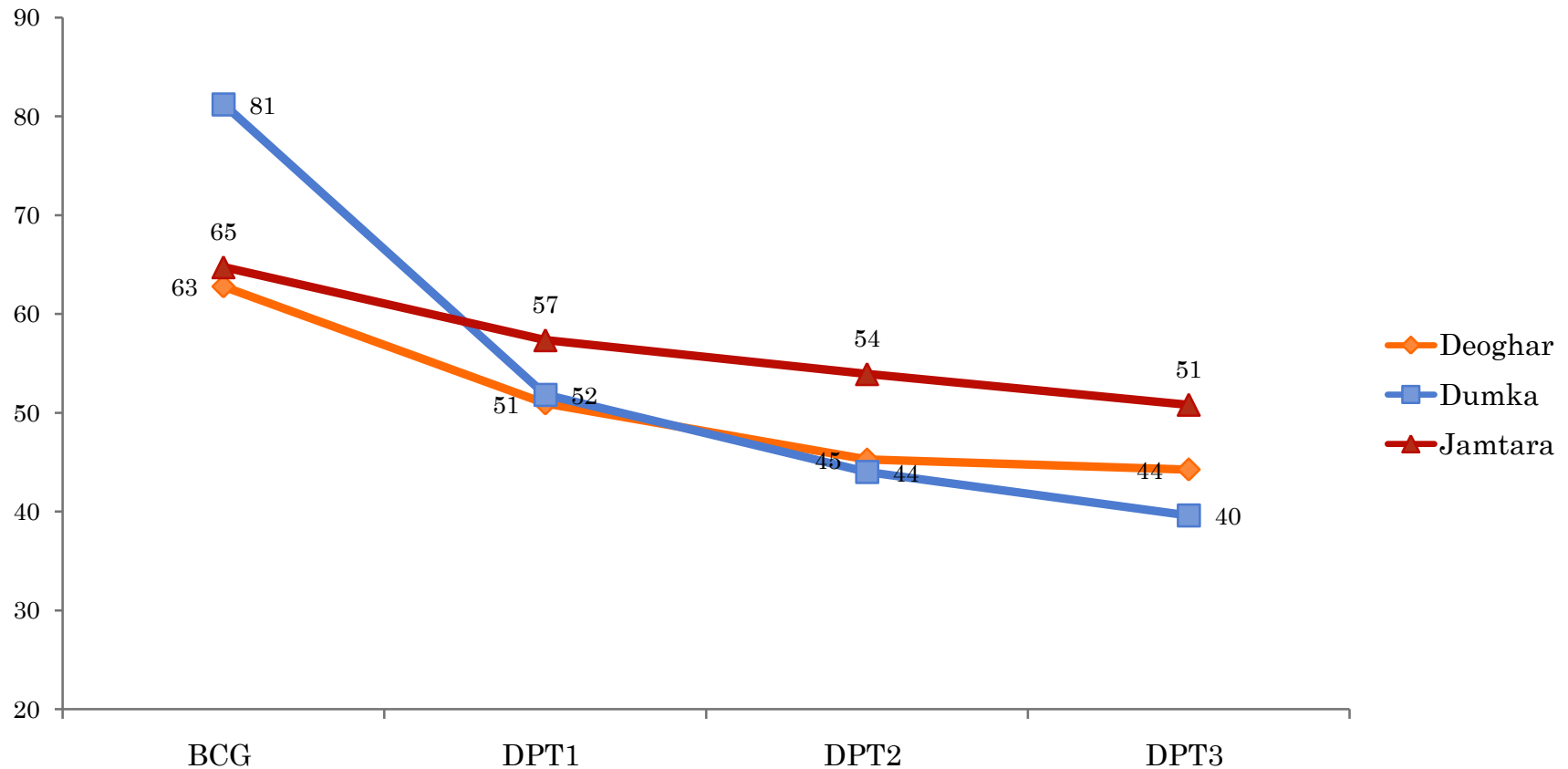
DISTRICT	YEARLY TARGET	April-August Target	BCG	DPT1	DPT2	DPT3
Deoghar	38000	15833	9941	9730	8911	8865
Dumka	33000	13750	11170	10702	9453	9091
Jamtara	20000	8333	5395	6181	6141	6128

CHILD HEALTH (% ACHIEVEMENT BCG & OPV) ROUTINE IMMUNIZATION APRIL TO AUGUST 2012-13



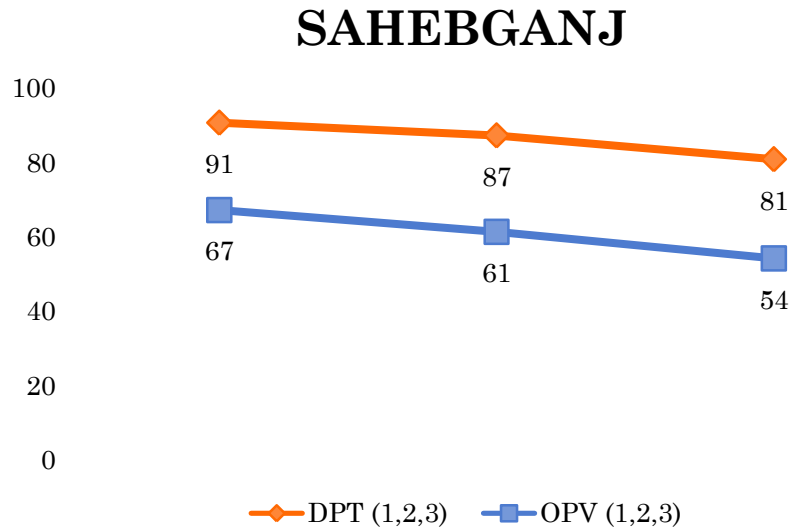
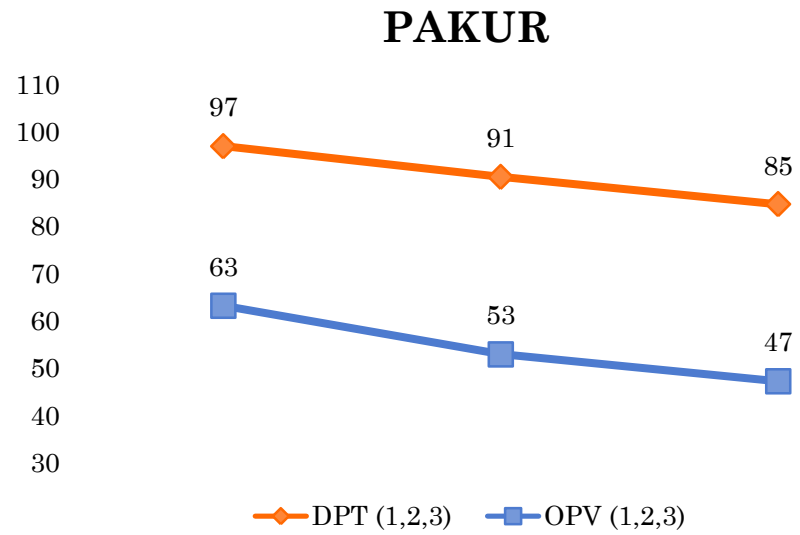
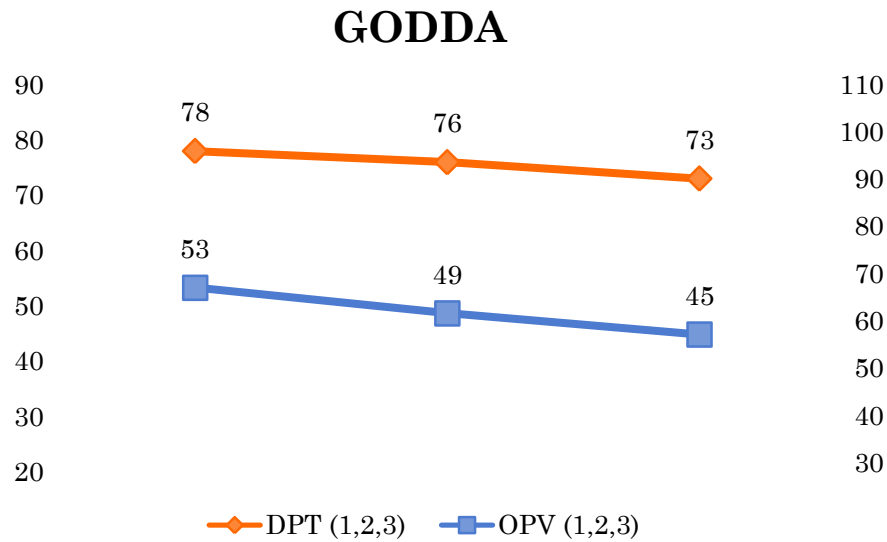
DISTRICT	YEARLY TARGET	BCG	OPV1	OPV2	OPV3
Godda	33000	11093	7332	6693	6167
Pakaur	22000	7291	5799	4859	4334
Sahibganj	29000	9216	8121	7416	6552

CHILD HEALTH (% ACHIEVEMENT BCG & OPV) ROUTINE IMMUNIZATION APRIL TO AUGUST 2012-13



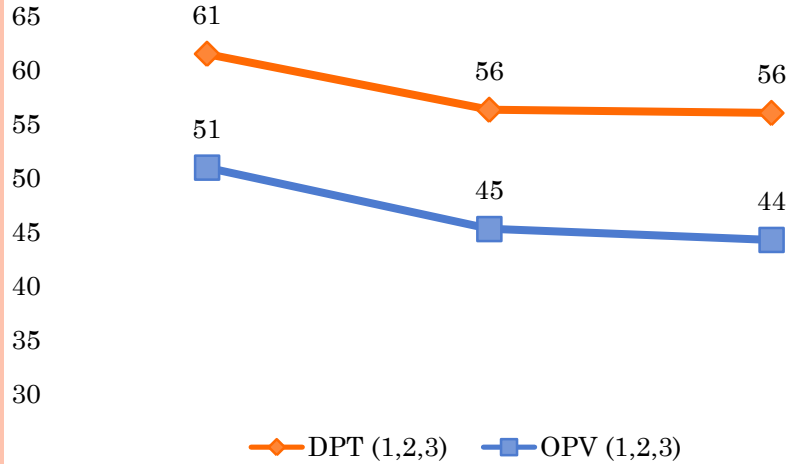
DISTRICT	YEARLY TARGET	BCG	OPV1	OPV2	OPV3
Deoghar	38000	9941	8066	7169	7007
Dumka	33000	11170	7128	6052	5448
Jamtara	20000	5395	4780	4494	4234

CHILD HEALTH (% ACHIEVEMENT DPT(1,2,3) AND OPV(1,2,3) ROUTINE IMMUNIZATION APRIL TO AUGUST 2012-13

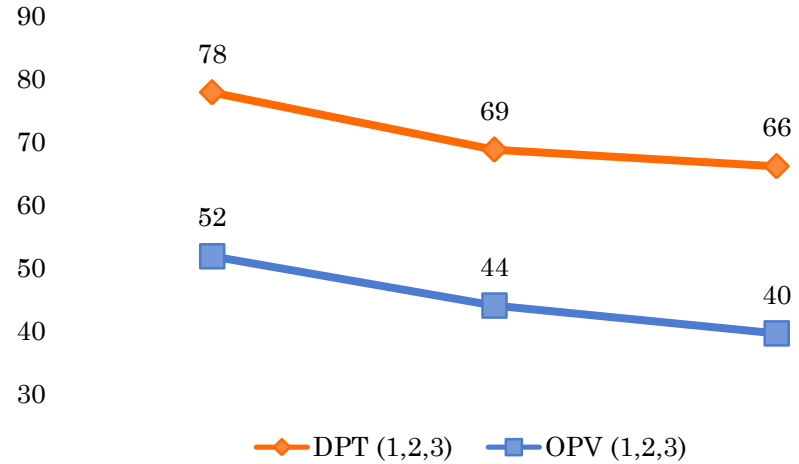


CHILD HEALTH (% ACHIEVEMENT BCG, DPT AND OPV) ROUTINE IMMUNIZATION APRIL TO AUGUST 2012-13

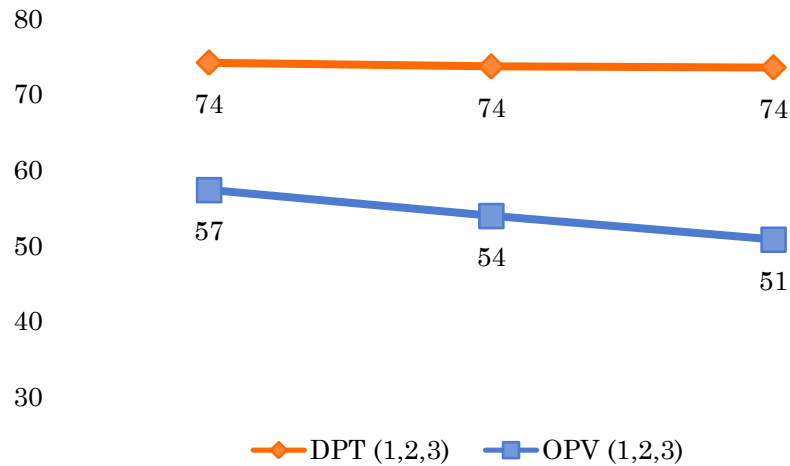
DEOGHAR



DUMKA

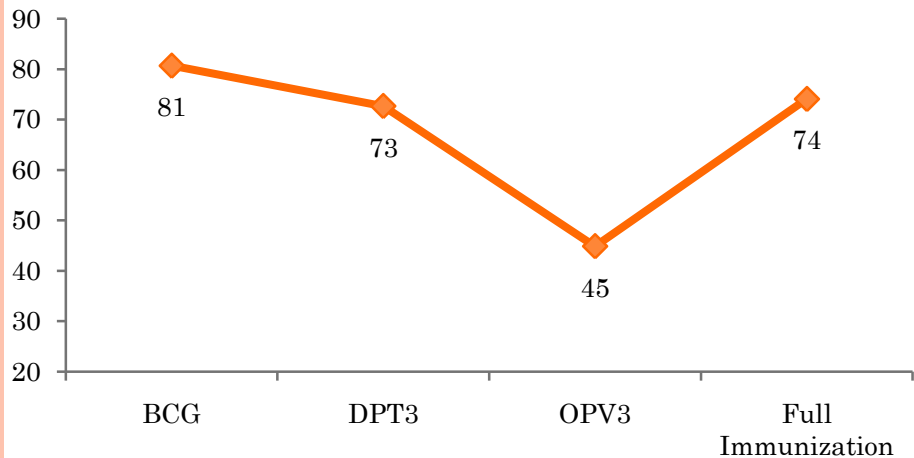


JAMTARA

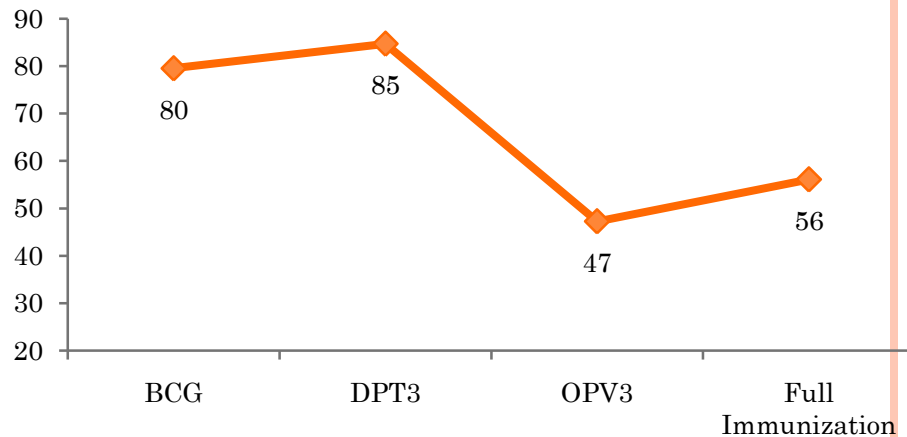


CHILD HEALTH (% ACHIEVEMENT BCG, MEASLES & FULL IMMUNZ) ROUTINE IMMUNIZATION APRIL TO AUGUST 2012-13

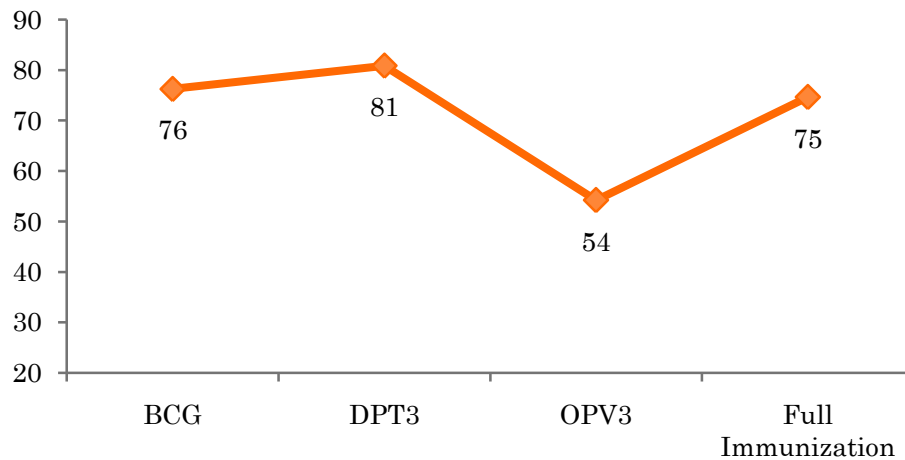
Godda



Pakaur

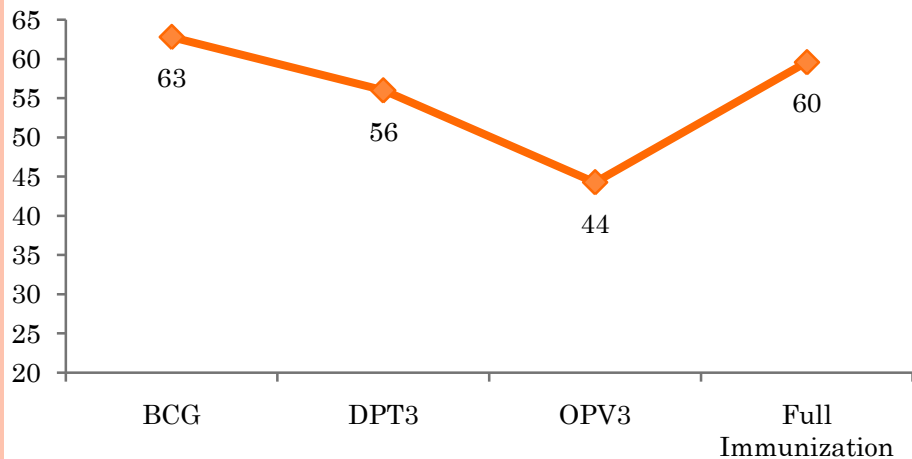


Sahibganj

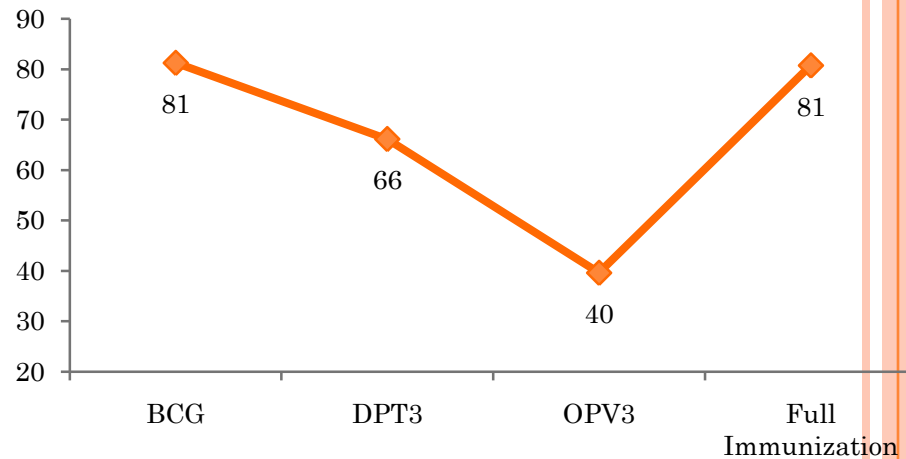


CHILD HEALTH (% ACHIEVEMENT BCG, MEASLES & FULL IMMUNZ) ROUTINE IMMUNIZATION APRIL TO AUGUST 2012-13

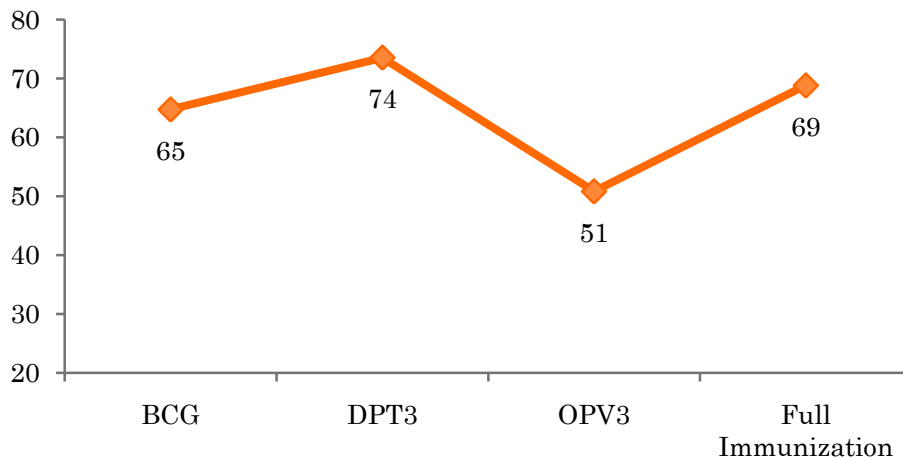
Deoghar



Dumka

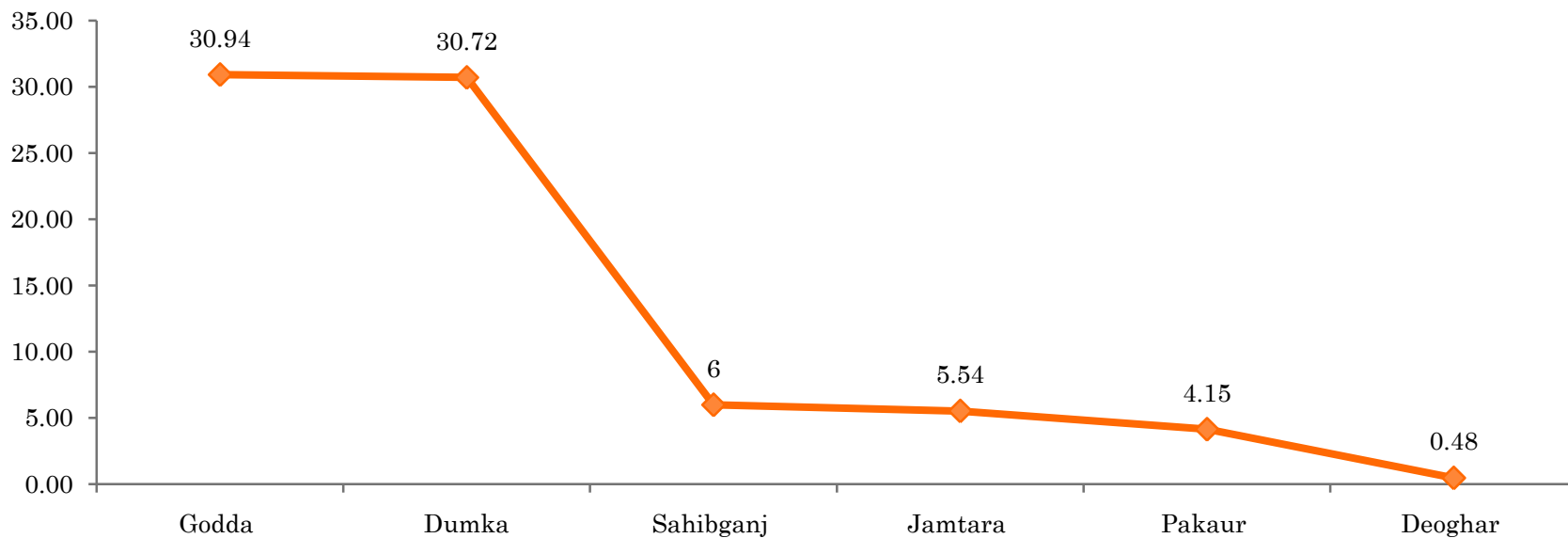


Jamtara



FAMILY PLANNING (% ACHIEVEMENT NSV, TUBECTOMY & IUD) APRIL TO AUGUST 2012-13

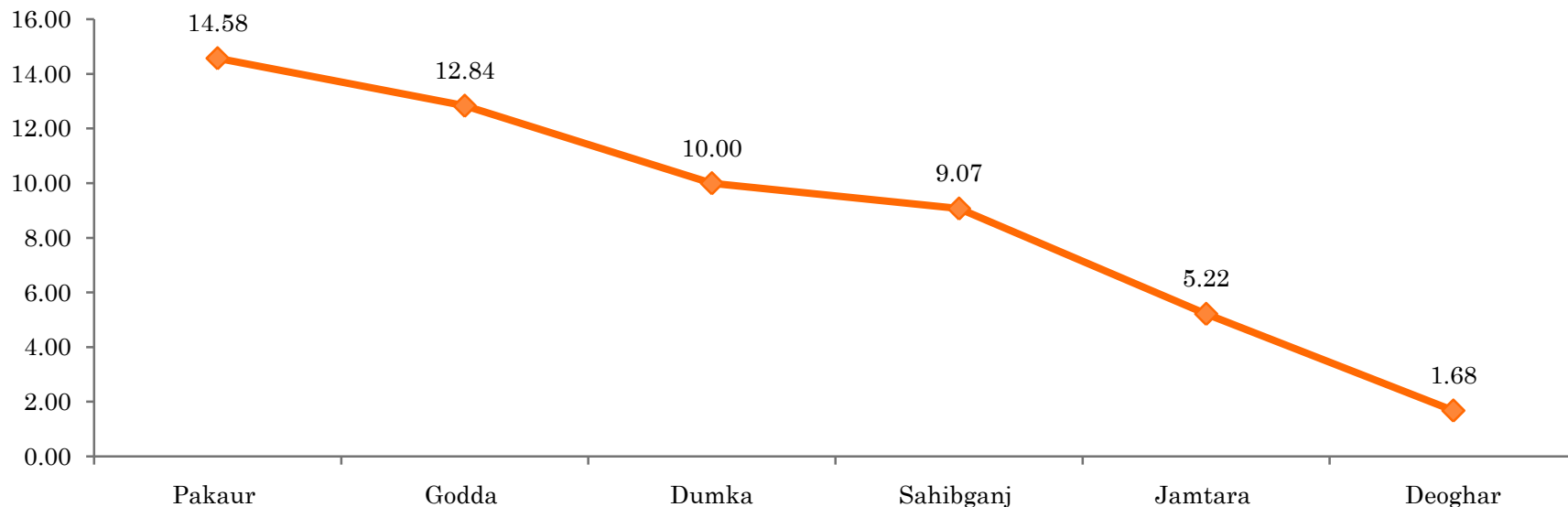
(%) NSV Achievement



District	NSV April - August Target	NSV Achievement	(%) NSV Achievement
Deoghar	625	3	0.48
Dumka	417	114	30.72
Godda	417	129	30.94
Jamtara	271	15	5.54
Pakaur	313	13	4.15
Sahibganj	250	15	6

FAMILY PLANNING (% ACHIEVEMENT NSV, TUBECTOMY & IUD) APRIL TO AUGUST 2012-13

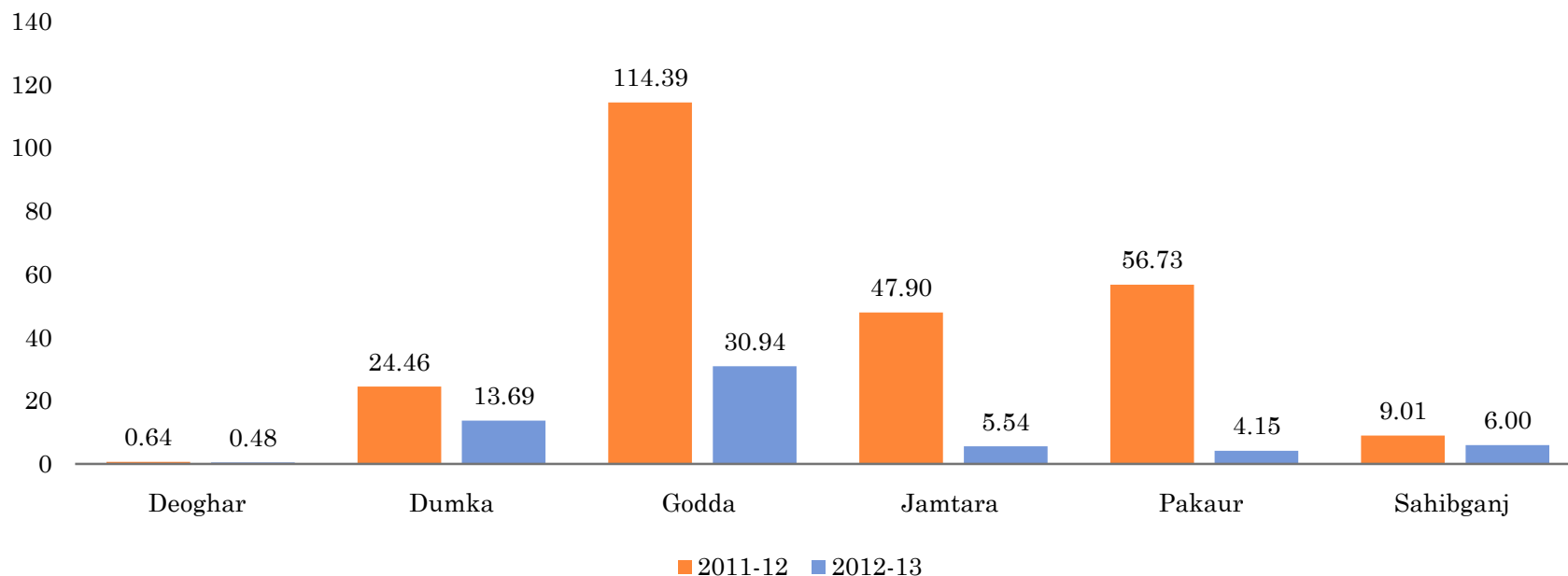
(%) Tubectomy Achievement



District	Tubectomy April-August Target	Tubectomy Achievement	(%) Tubectomy Achievement
Deoghar	3750	63	1.68
Dumka	3333	324	10
Godda	2625	337	12.84
Jamtara	1667	87	5.22
Pakaur	1667	243	14.58
Sahibganj	2083	189	9.07

**COMPARATIVE % ACHIEVEMENT UNDER FAMILY PLANNING (2011-12 AND 2012-13)
APRIL TO AUGUST**

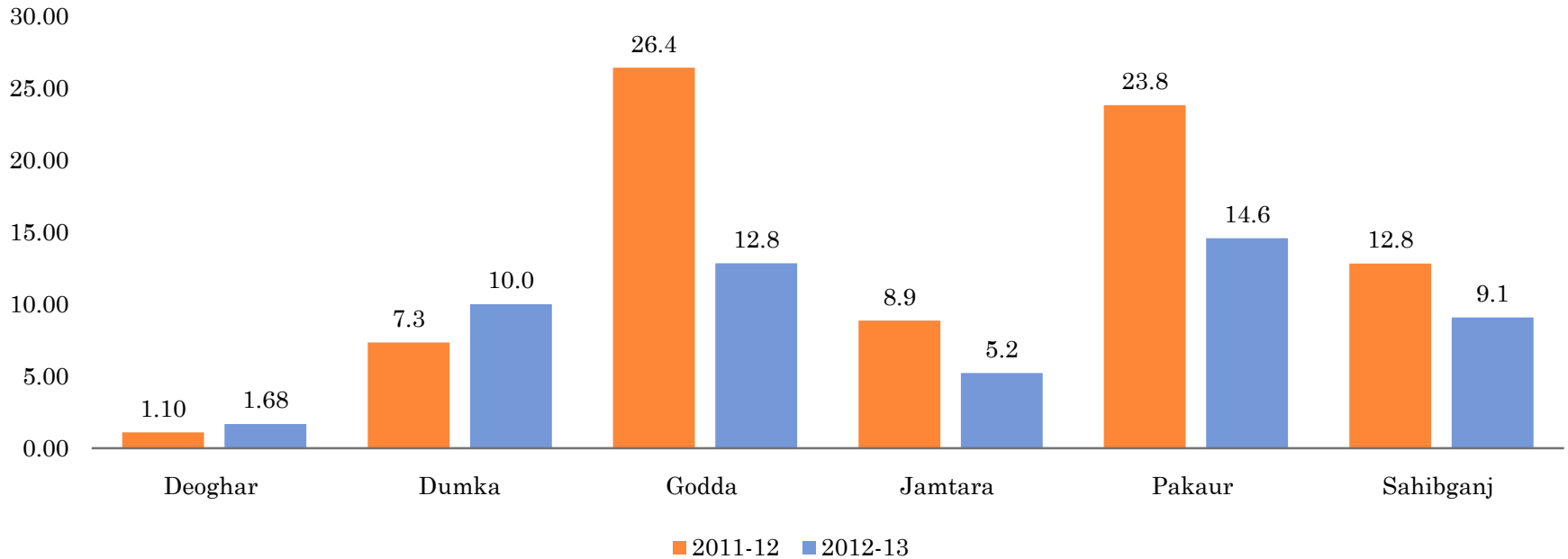
NSV % Achievement



District	NSV Target 2011-12 APRIL-AUGUST	NSV Achievement 2011-12	% Achievement NSV	NSV Target 2012-13 APRIL-AUGUST	NSV Achievement 2012-13	% Achievement NSV
Deoghar	625	4	0.64	625	3	0.48
Dumka	417	102	24.46	833	114	13.69
Godda	417	477	114.39	417	129	30.94
Jamtara	167	80	47.90	271	15	5.54
Pakaur	208	118	56.73	313	13	4.15
Sahibganj	333	30	9.01	250	15	6

**COMPARATIVE % ACHIEVEMENT UNDER FAMILY PLANNING (2011-12 AND 2012-13)
APRIL TO AUGUST**

Tubectomy % Achievement



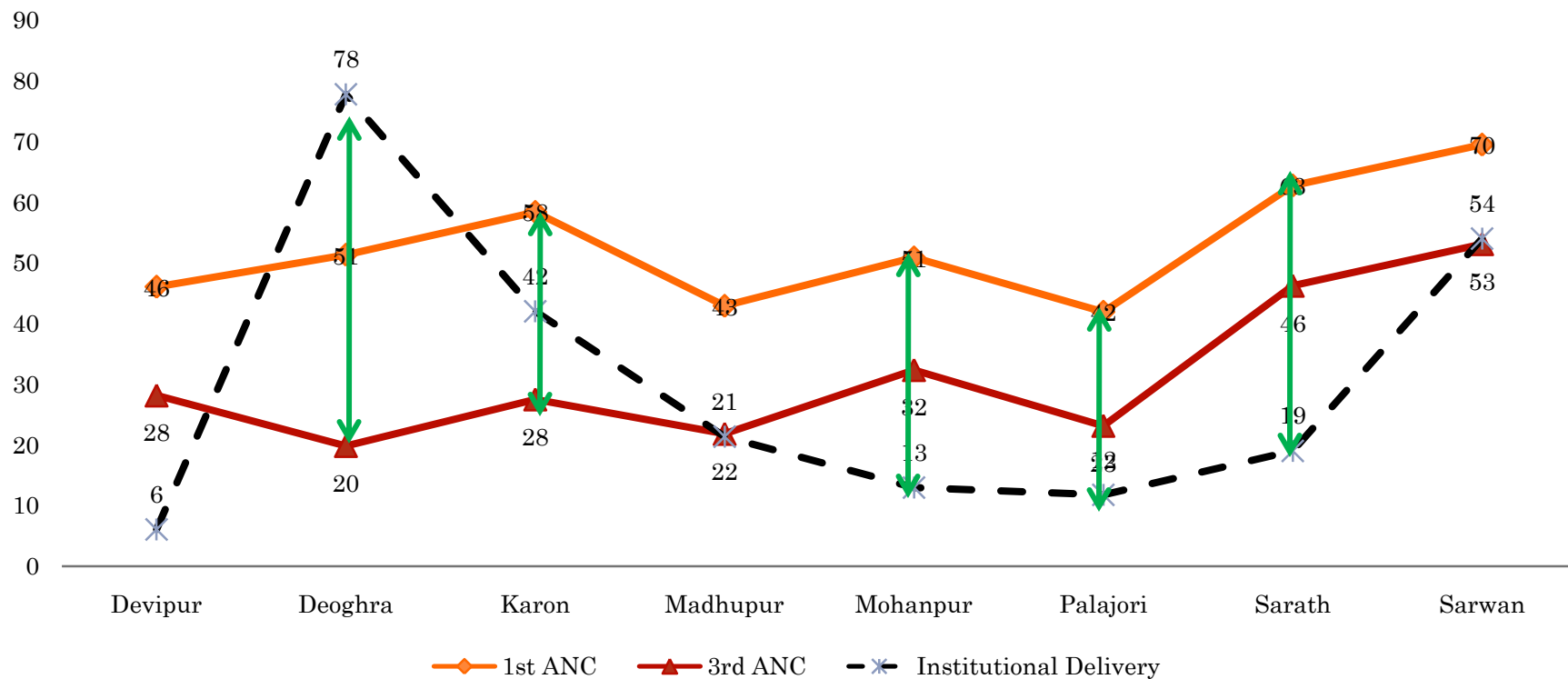
District	Tubectomy Target 2011-12 April-August	Tubectomy Achievement 2011-12	% Achievement	Tubectomy Target 2012-13 April-August	Tubectomy Achievement 2012-13	% Achievement
Deoghar	6250	69	1.10	3750	63	1.68
Dumka	3750	275	7.33	3333	124	10
Godda	2917	770	26.40	2625	337	12.84
Jamtara	1875	166	8.85	1667	87	5.22
Pakaur	1458	347	23.80	1667	243	14.58
Sahibganj	2083	267	12.82	2083	189	9.07

BLOCK WISE ACHIEVEMENT 2012-13



MATERNAL HEALTH (% ACHIEVEMENT 1ST ANC, 3RD ANC & INST DELIV)

DEOGHAR (BLOCK WISE) APRIL TO AUGUST 2012-13

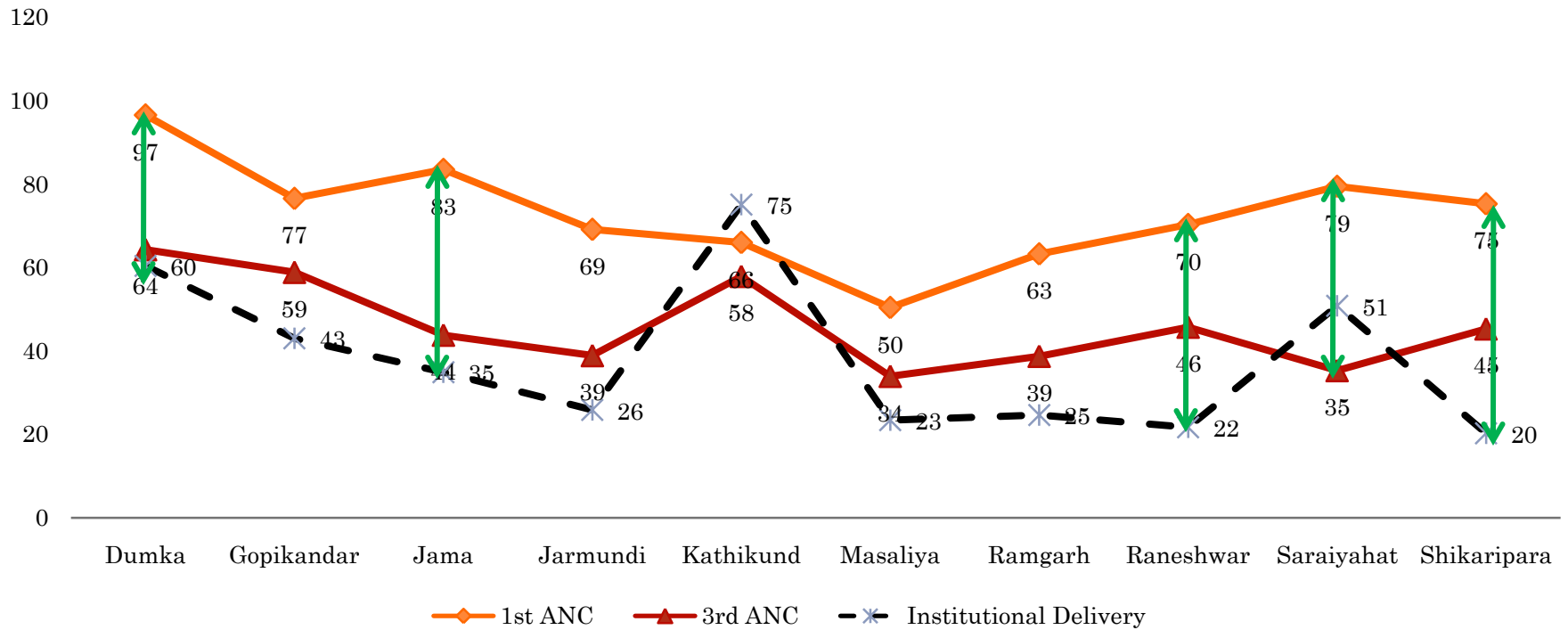


Blocks	PWs Target	Total Achievement of 1st ANC/Registration	Total Achievement of 3rd ANC check ups	Total Institutional Delivery	Expected Expenditure in Lakh @ Rs. 2000	Actual Expenditure in Lakh
Devipur	1299	599	366	79	1.58	3.2
Deoghra	4201	2158	834	3268	65.36	41.56
Karon	2027	1184	558	852	17.04	6.57
Madhupur	2412	1036	527	516	10.32	8.45
Mohanpur	2135	1087	691	277	5.54	5.12
Palajori	1959	822	454	231	4.62	8.18
Sarath	2054	1289	950	391	7.82	4.67
Sarwan	2026	1408	1076	1094	21.88	8.4

MATERNAL HEALTH (% ACHIEVEMENT 1ST ANC, 3RD ANC & INST DELIV)

DUMKA (BLOCK WISE)

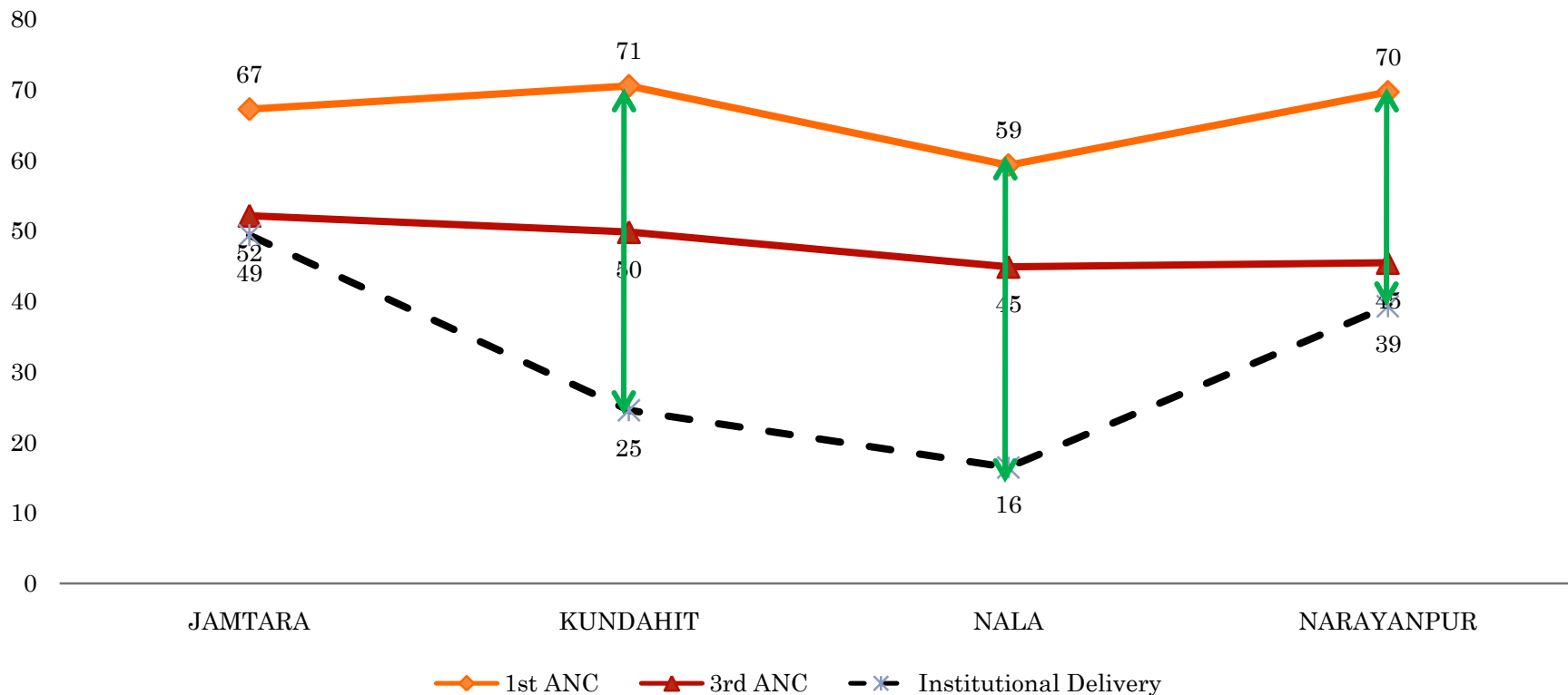
APRIL TO AUGUST 2012-13



Blocks	PWs Target	Total Achievement of 1st ANC/Registration	Total Achievement of 3rd ANC check ups	Total Institutional Delivery	Expected Expenditure in Lakh @ Rs. 2000	Actual Expenditure in Lakh
DUMKA	2563	2474	1648	1547	30.94	22.52
GOPIKANDAR	510	390	300	219	4.38	3.98
JAMA	1674	1397	733	584	11.68	8.79
JARMUNDI	2250	1555	875	581	11.62	7.65
KATHIKUND	867	572	502	651	13.02	12.35
MASALIYA	1513	762	513	354	7.08	6
RAMGARH	1934	1223	749	476	9.52	5.92
RANESHWAR	1243	873	568	269	5.38	4.73
SARAIYAHAT	1890	1501	667	960	19.2	17.8
SHIKARIPARA	1596	1201	723	323	6.46	3.97

MATERNAL HEALTH (% ACHIEVEMENT 1ST ANC, 3RD ANC & INST DELIV)

JAMTARA (BLOCK WISE) APRIL TO AUGUST 2012-13

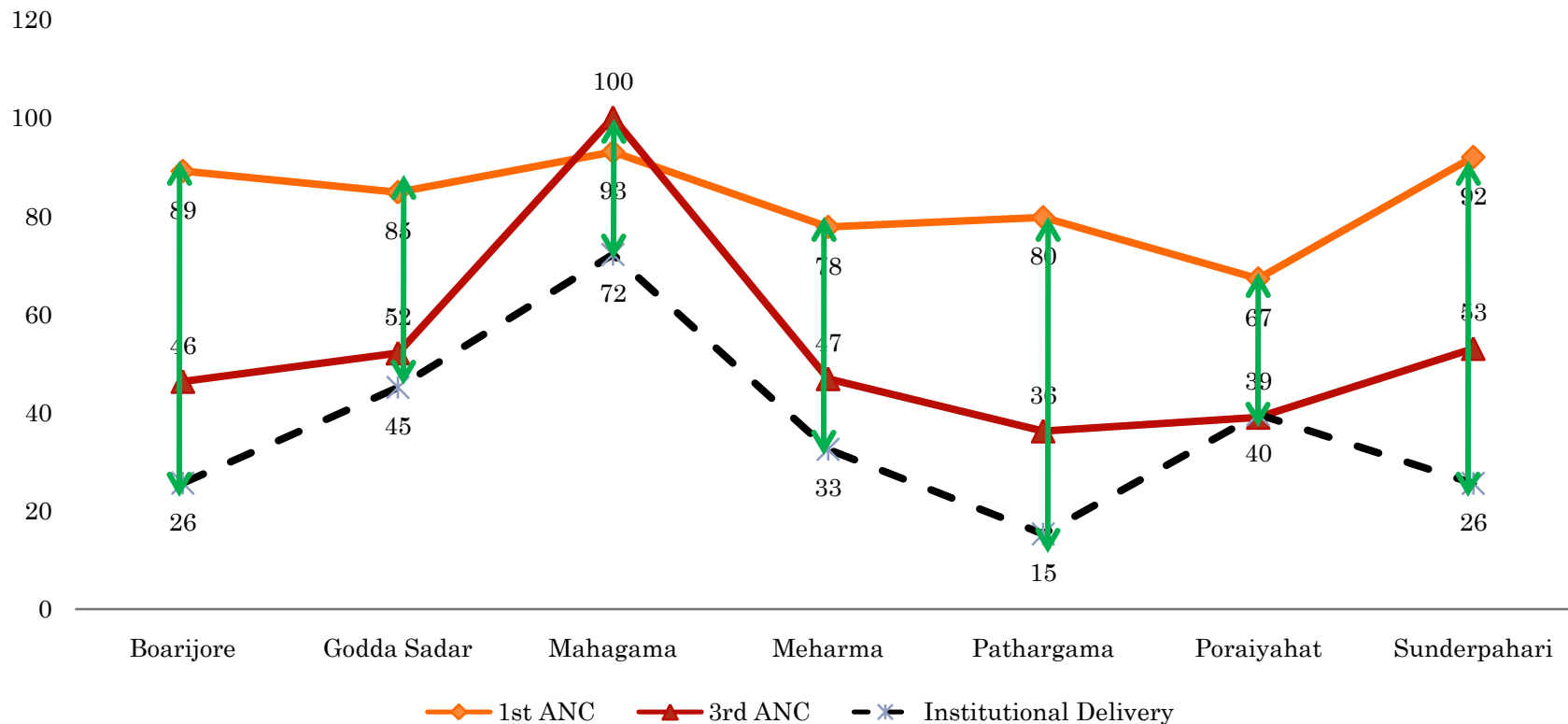


Blocks	PWs Target	Total Achievement of 1st ANC/Registration	Total Achievement of 3rd ANC check ups	Total Institutional Delivery	Expected Expenditure in Lakh @ Rs. 2000	Actual Expenditure in Lakh
JAMTARA	3648	2453	1903	1801	36.02	9.96
KUNDAHIT	1420	1002	708	349	6.98	8.12
NALA	2131	1264	957	351	7.02	2.21
NARAYANPUR	2399	1672	1091	943	18.86	10.48

MATERNAL HEALTH (% ACHIEVEMENT 1ST ANC, 3RD ANC & INST DELIV)

GODDA (BLOCK WISE)

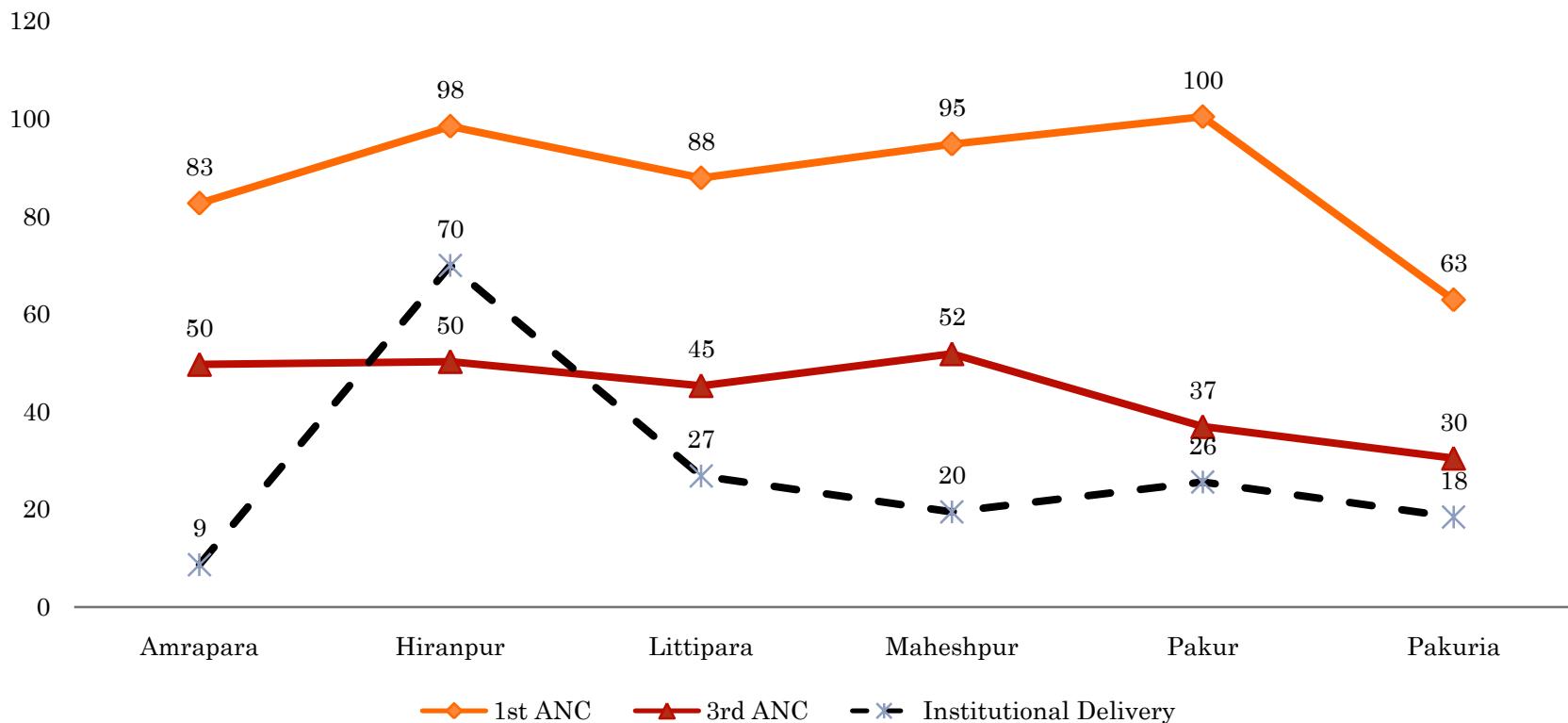
APRIL TO AUGUST 2012-13



Blocks	PWs Target	Total Achievement of 1st ANC/Registration	Total Achievement of 3rd ANC check ups	Total Institutional Delivery	Expected Expenditure in Lakh @ Rs. 2000	Actual Expenditure in Lakh
Boarijore	4120	1531	796	441	8.82	6.12
Godda Sadar	7859	2780	1708	1478	29.56	35.13
Mahagama	5488	2129	2289	1652	33.04	30.55
Meharma	7043	2283	1377	955	19.1	9.05
Pathargama	6085	2022	920	389	7.78	5.32
Poraiyahat	5621	1576	915	930	18.6	16.81
Sunderpahari	1940	744	429	207	4.14	1.84

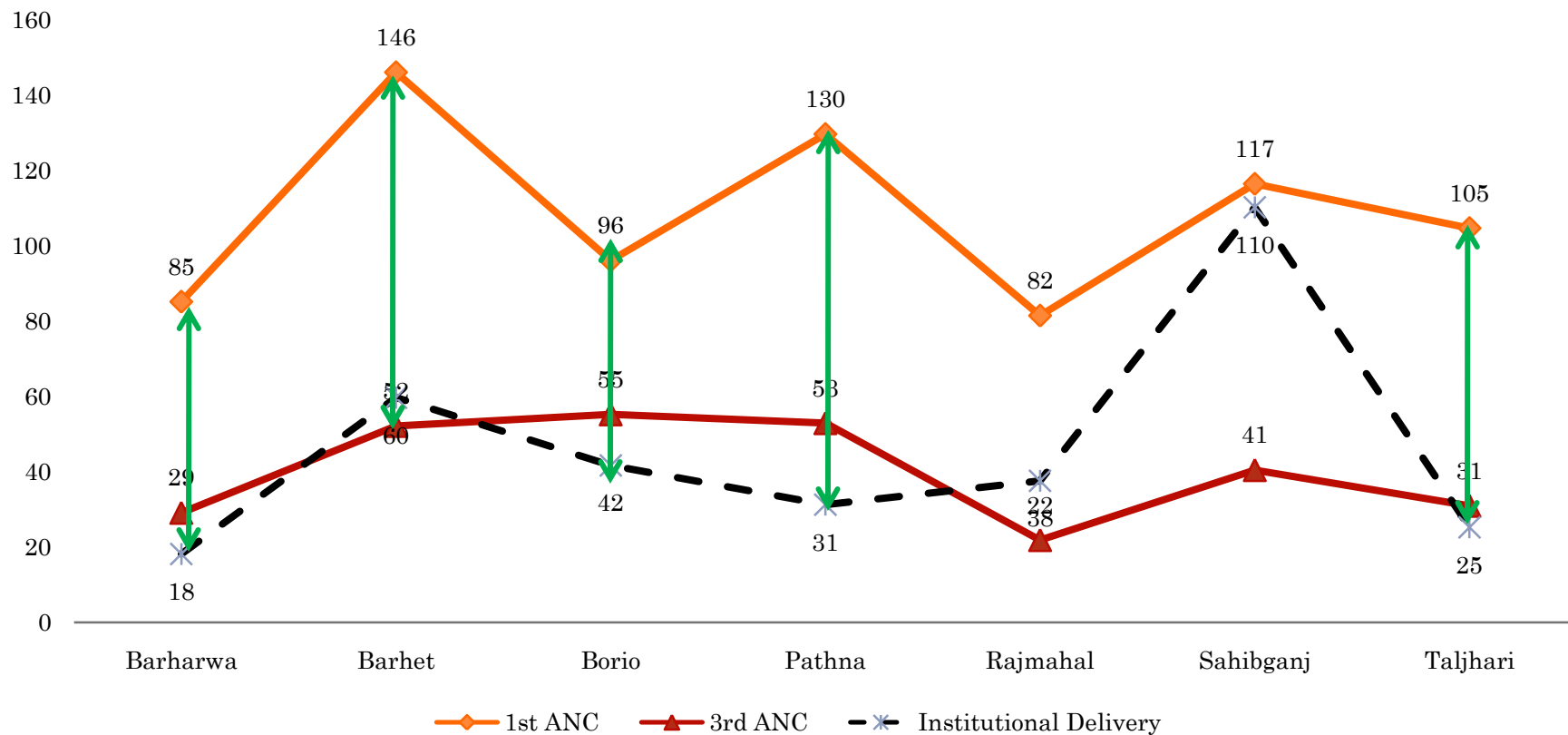
MATERNAL HEALTH (% ACHIEVEMENT 1ST ANC, 3RD ANC & INST DELIV)

PAKUR (BLOCK WISE) APRIL TO AUGUST 2012-13



Blocks	PWs Target	Total Achievement of 1st ANC/Registration	Total Achievement of 3rd ANC check ups	Total Institutional Delivery	Expected Expenditure in Lakh @ Rs. 2000	Actual Expenditure in Lakh
Amrapara	873	722	434	76	1.52	1.99
Hiranpur	982	967	494	687	13.74	9.19
Littipara	1310	1151	594	352	7.04	6.95
Maheshpur	2619	2483	1359	511	10.22	8.98
Pakur	3819	3835	1411	978	19.56	23.3
Pakuria	1310	824	399	242	4.84	3.68

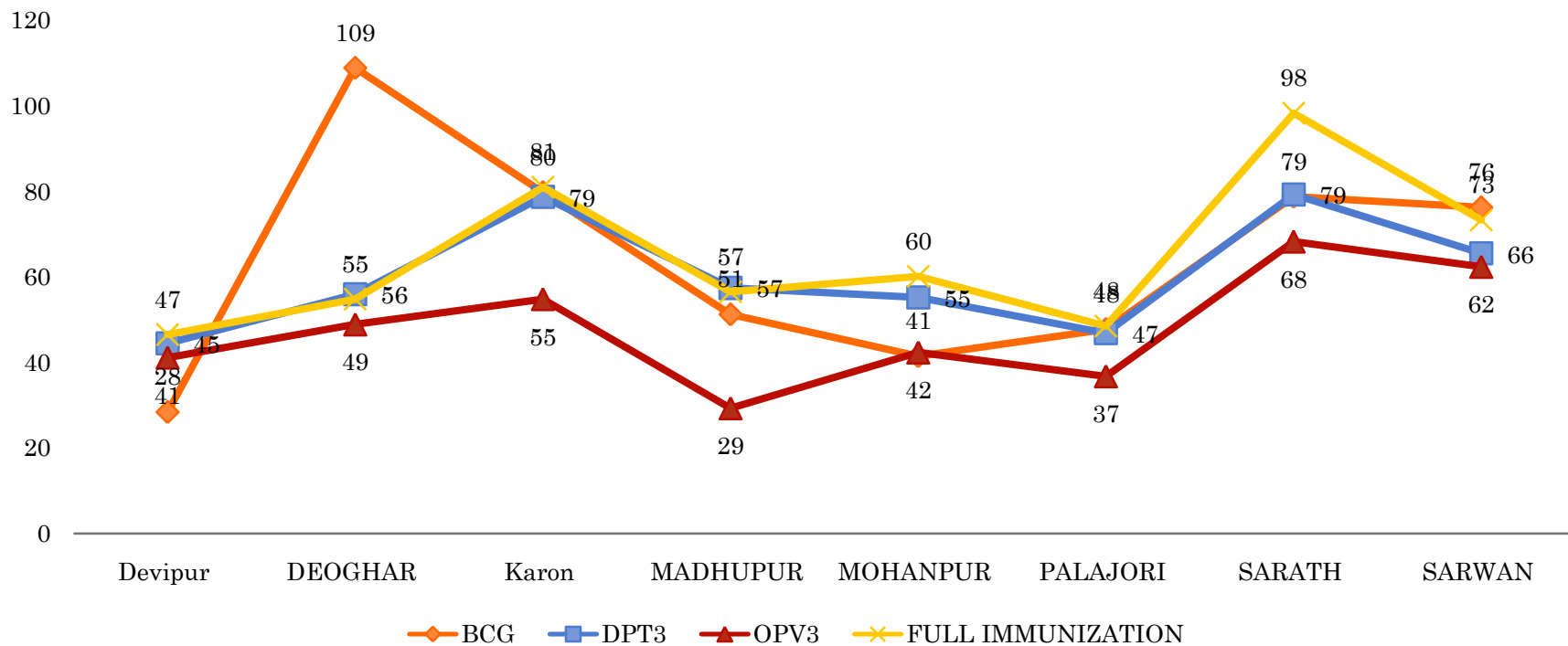
MATERNAL HEALTH (% ACHIEVEMENT 1ST ANC, 3RD ANC & INST DELIV) sahibganj (BLOCK WISE) APRIL TO AUGUST 2012-13



Blocks	PWs Target	Achievement of 1st ANC/Registration	Achievement of 3rd ANC check ups	Total Institutional Delivery	Expected Expenditure in Lakh @ Rs. 2000	Actual Expenditure in Lakh
Barharwa	2195	1870	640	400	8	6.26
Barhet	1581	2311	826	945	18.9	10.54
Borio	2019	1942	1117	843	16.86	8.9
Pathna	997	1293	528	312	6.24	4.32
Rajmahal	4198	3422	920	1580	31.6	26.19
Sahibganj	2051	2390	831	2263	45.26	35.52
Taljhari	925	969	287	234	4.68	4.14

CHILD HEALTH (% ACHIEVEMENT BCG, DPT3, OPV3 AND FULL IMMUNIZATION)

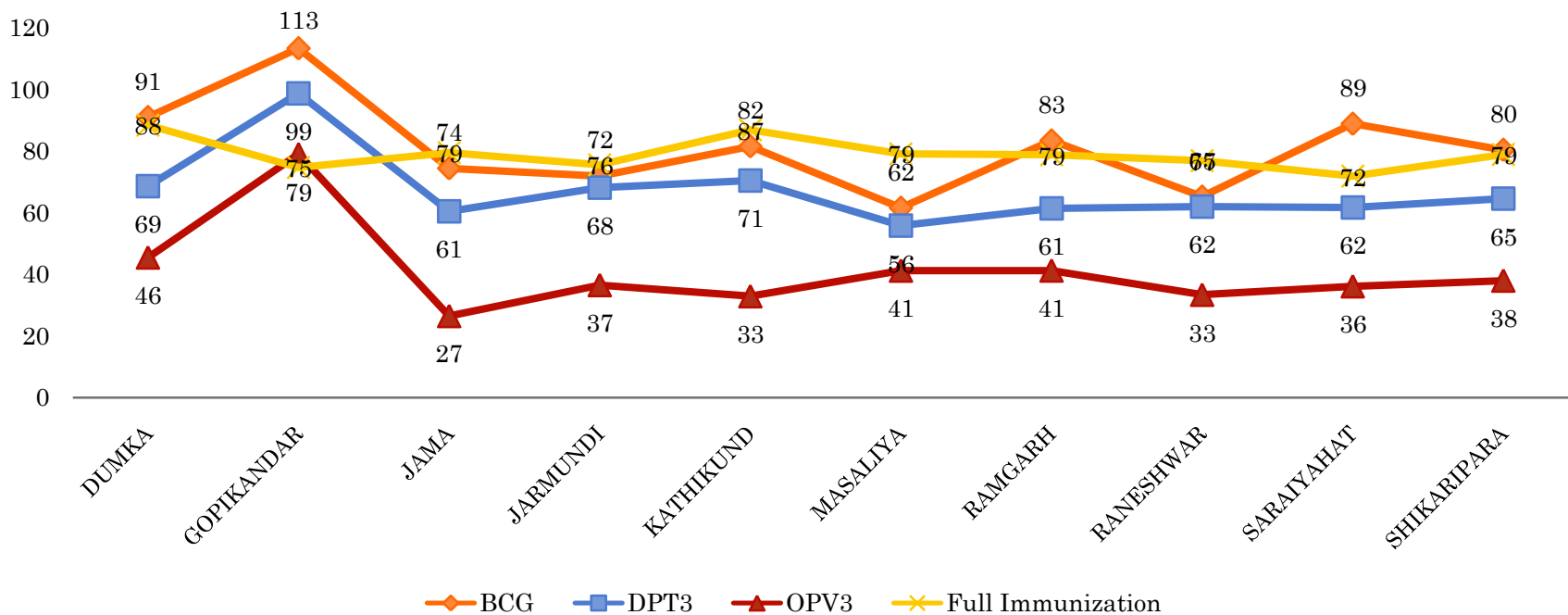
Deoghar (BLOCK WISE) APRIL TO AUGUST 2012-13



Blocks	Target	BCG	DPT3	OPV3	Full Immunization
Devipur	1133	322	504	466	527
DEOGHAR	3664	3989	2052	1792	2009
Karon	1767	1410	1391	969	1432
MADHUPUR	2103	1078	1208	616	1188
MOHANPUR	1861	772	1028	788	1120
PALAJORI	1708	816	801	628	828
SARATH	1791	1411	1420	1223	1761
SARWAN	1766	1347	1158	1102	1296

CHILD HEALTH (% ACHIEVEMENT BCG, DPT3, OPV3 AND FULL IMMUNIZATION)

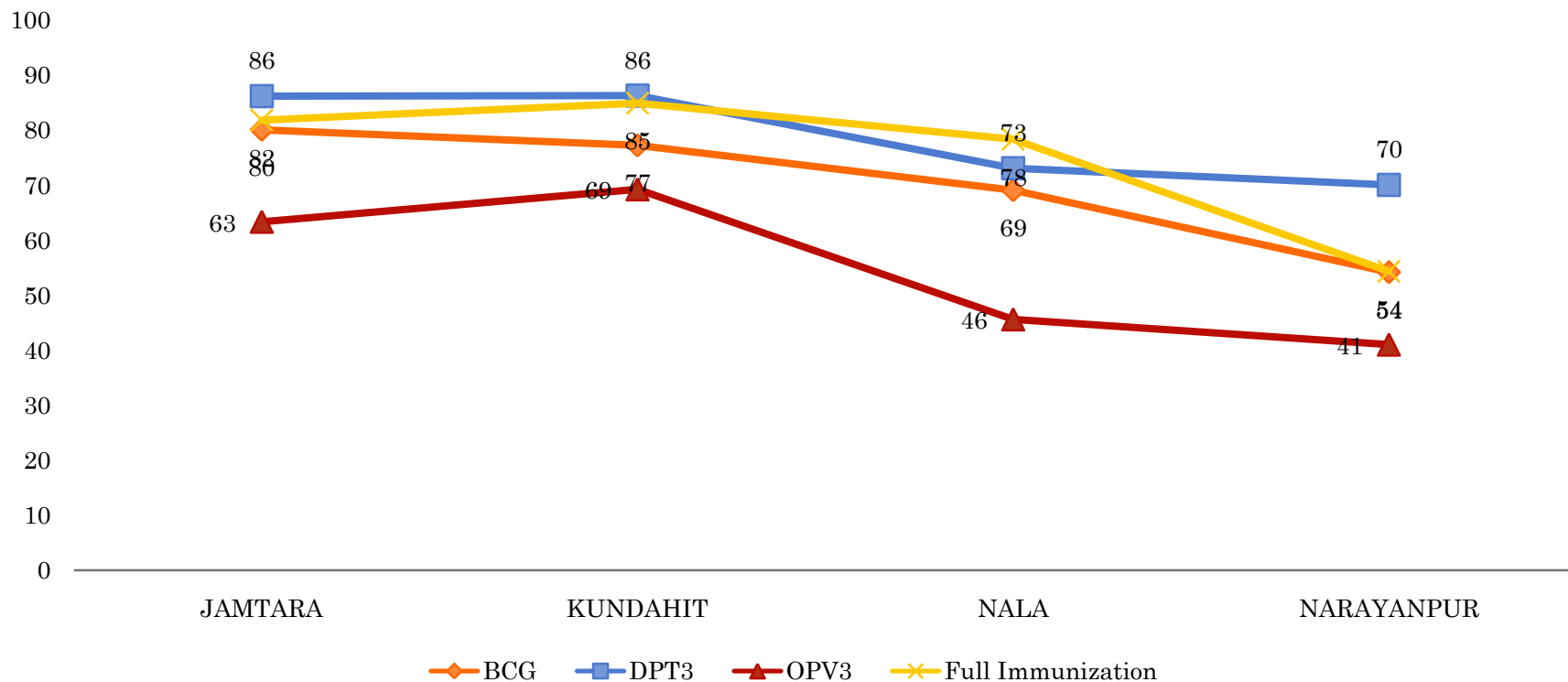
Dumka (BLOCK WISE) APRIL TO AUGUST 2012-13



Blocks	Target	BCG	DPT3	OPV3	Full Immunization
DUMKA	2235	2036	1536	1017	1977
GOPIKANDAR	444	504	439	351	332
JAMA	1459	1087	883	387	1160
JARMUNDI	1961	1412	1338	717	1483
KATHIKUND	756	617	533	249	657
MASALIYA	1319	813	737	544	1044
RAMGARH	1686	1408	1036	696	1329
RANESHWAR	1083	707	672	362	833
SARAIYAHAT	1648	1466	1017	596	1185
SHIKARIPARA	1392	1120	900	529	1098

CHILD HEALTH (% ACHIEVEMENT BCG, DPT3, OPV3 AND FULL IMMUNIZATION)

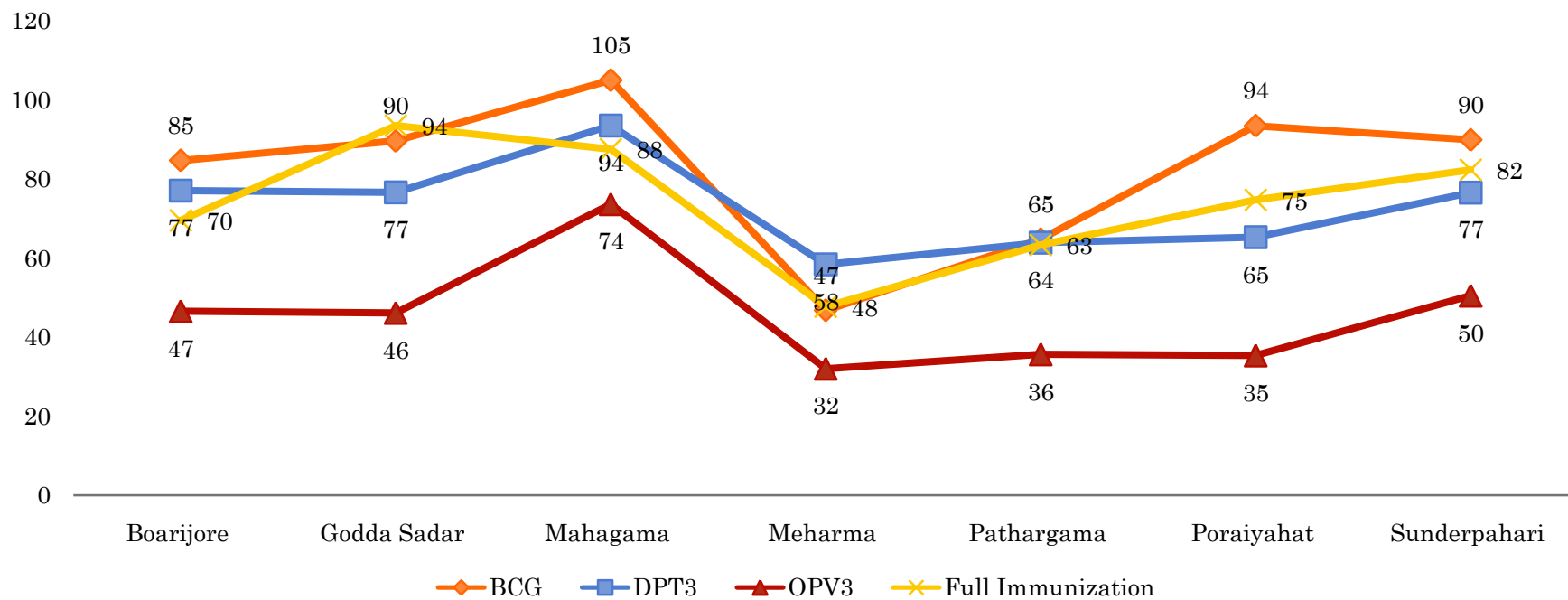
Jamtara (BLOCK WISE) APRIL TO AUGUST 2012-13



Blocks	Target	BCG	DPT3	OPV3	Full Immunization
JAMTARA	3180	2548	2742	2016	2603
KUNDAHIT	1238	957	1069	858	1052
NALA	1858	1284	1358	848	1456
NARAYANPUR	2092	1134	1466	859	1137

CHILD HEALTH (% ACHIEVEMENT BCG, DPT3, OPV3 AND FULL IMMUNIZATION)

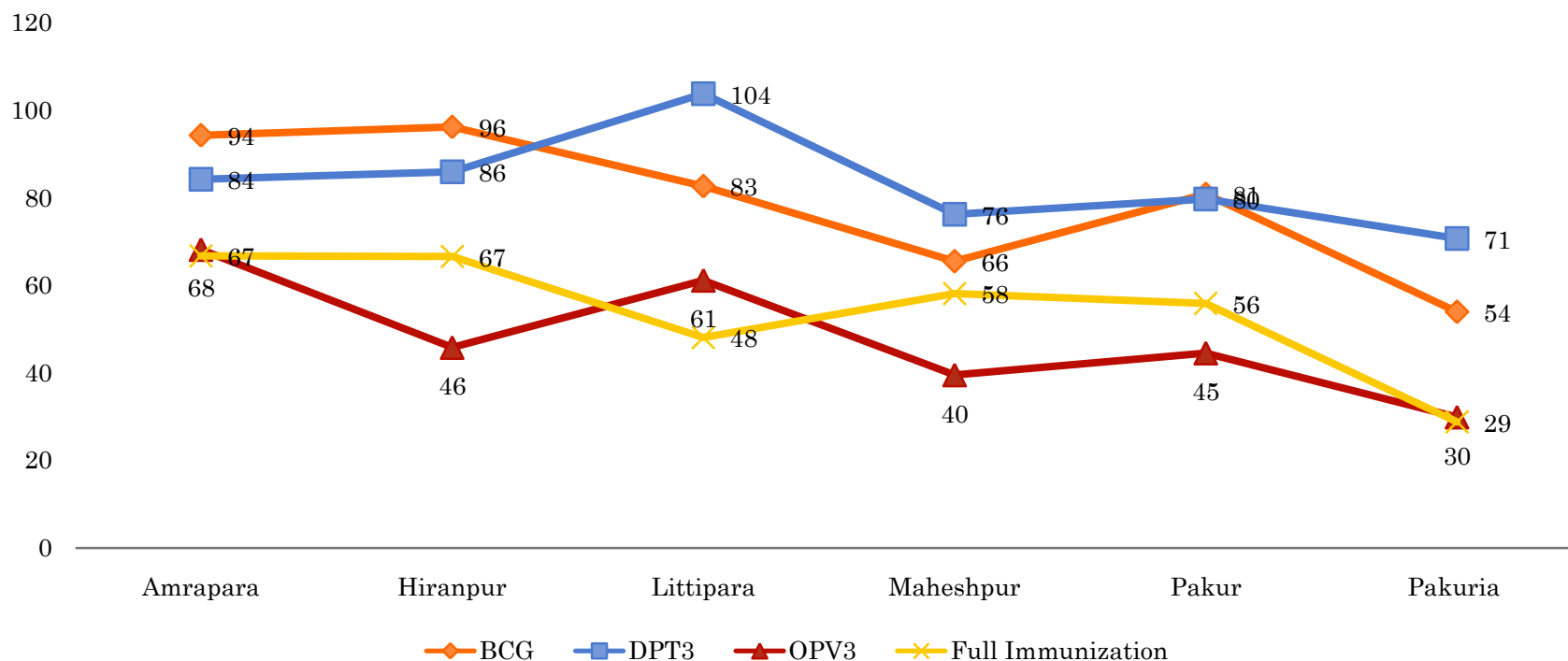
Godda (BLOCK WISE) APRIL TO AUGUST 2012-13



Blocks	Target	BCG	DPT3	OPV3	Full Immunization
Boarijore	1497	1268	1154	697	1041
Godda Sadar	2855	2559	2188	1317	2672
Mahagama	1994	2094	1865	1468	1746
Meharma	2558	1197	1495	819	1222
Pathargama	2210	1432	1413	788	1400
Poraiyahat	2042	1909	1333	722	1526
Sunderpahari	705	634	540	356	581

CHILD HEALTH (% ACHIEVEMENT BCG, DPT3, OPV3 AND FULL IMMUNIZATION)

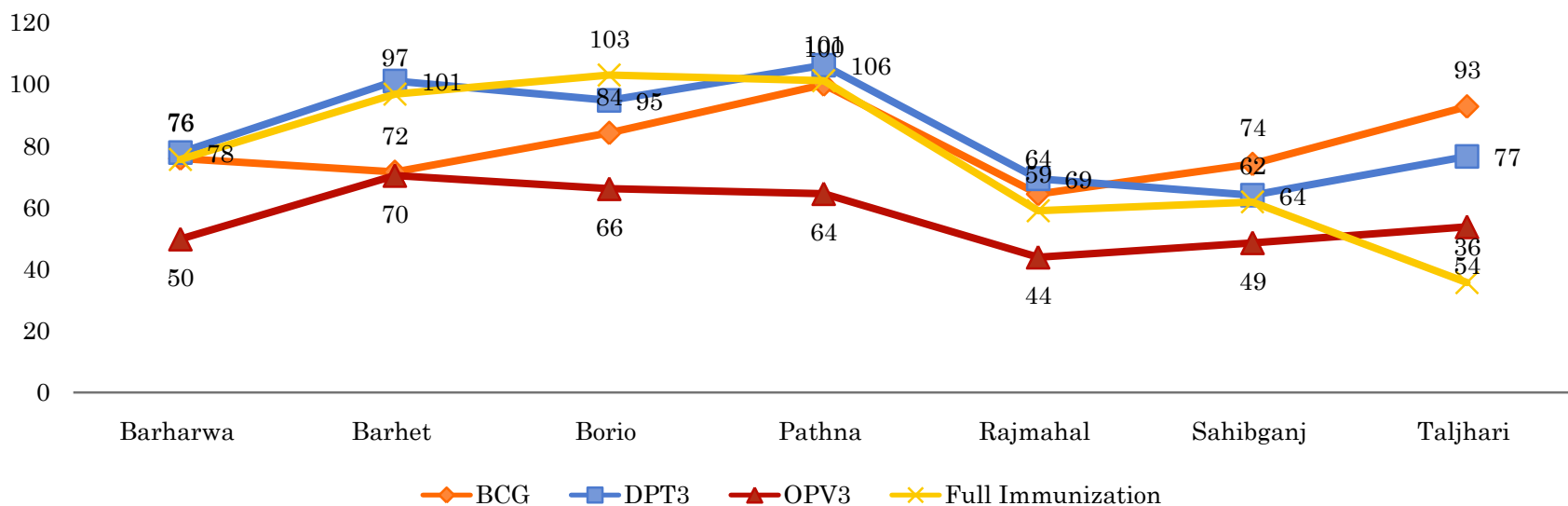
Pakur (BLOCK WISE) APRIL TO AUGUST 2012-13



Blocks	Target	BCG	DPT3	OPV3	Full Immunization
Amrapara	761	718	641	519	508
Hiranpur	856	824	736	392	570
Littipara	1142	944	1185	698	549
Maheshpur	2283	1496	1740	902	1327
Pakur	3330	2693	2655	1482	1861
Pakuria	1142	616	807	341	329

CHILD HEALTH (% ACHIEVEMENT BCG, DPT3, OPV3 AND FULL IMMUNIZATION)

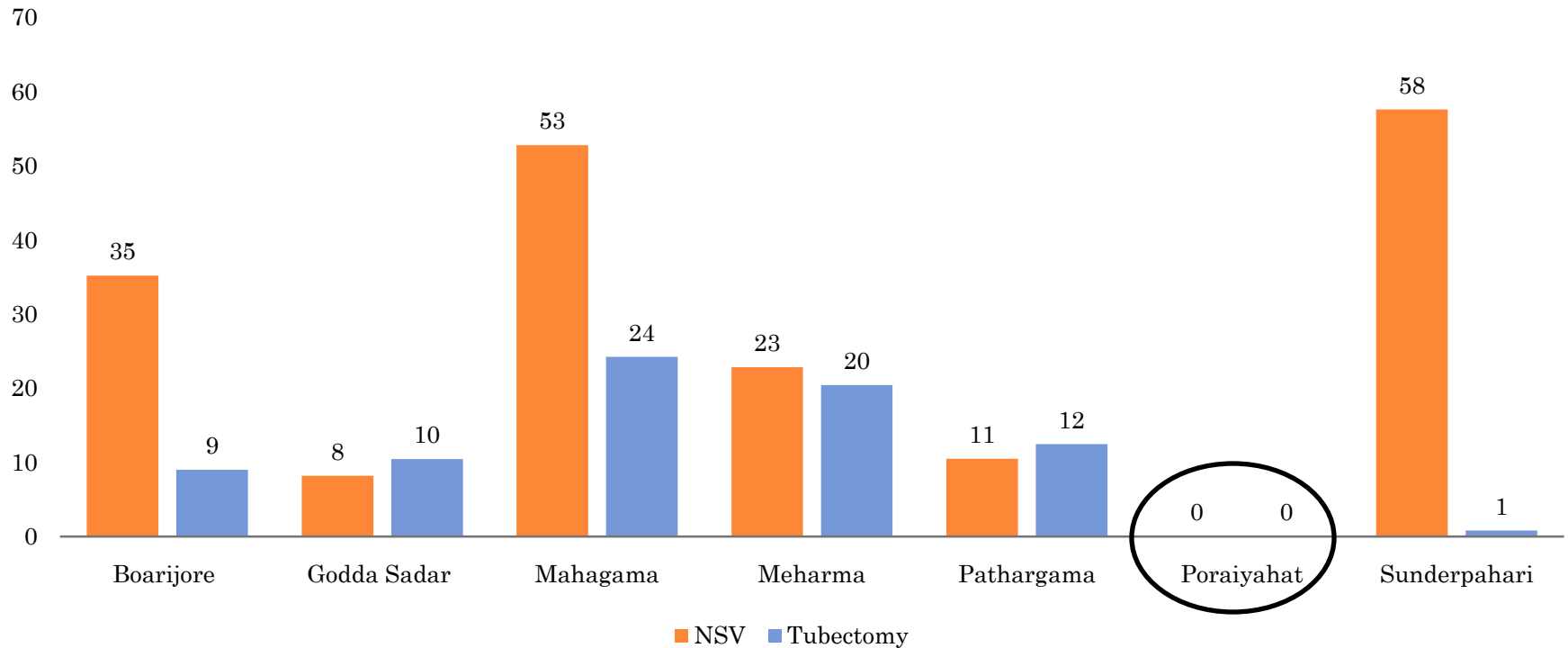
SAHIBGANJ (BLOCK WISE) APRIL TO AUGUST 2012-13



Blocks	Target	BCG	DPT3	OPV3	Full Immunization
Barharwa	1913	1452	1489	952	1446
Barhet	1378	986	1392	970	1334
Borio	1760	1482	1668	1163	1813
Pathna	868	868	922	560	879
Rajmahal	3659	2355	2538	1606	2157
Sahibganj	1788	1325	1144	868	1105
Taljhari	806	748	617	433	287

FAMILY PLANNING (% ACHIEVEMENT NSV & TUBECTOMY)

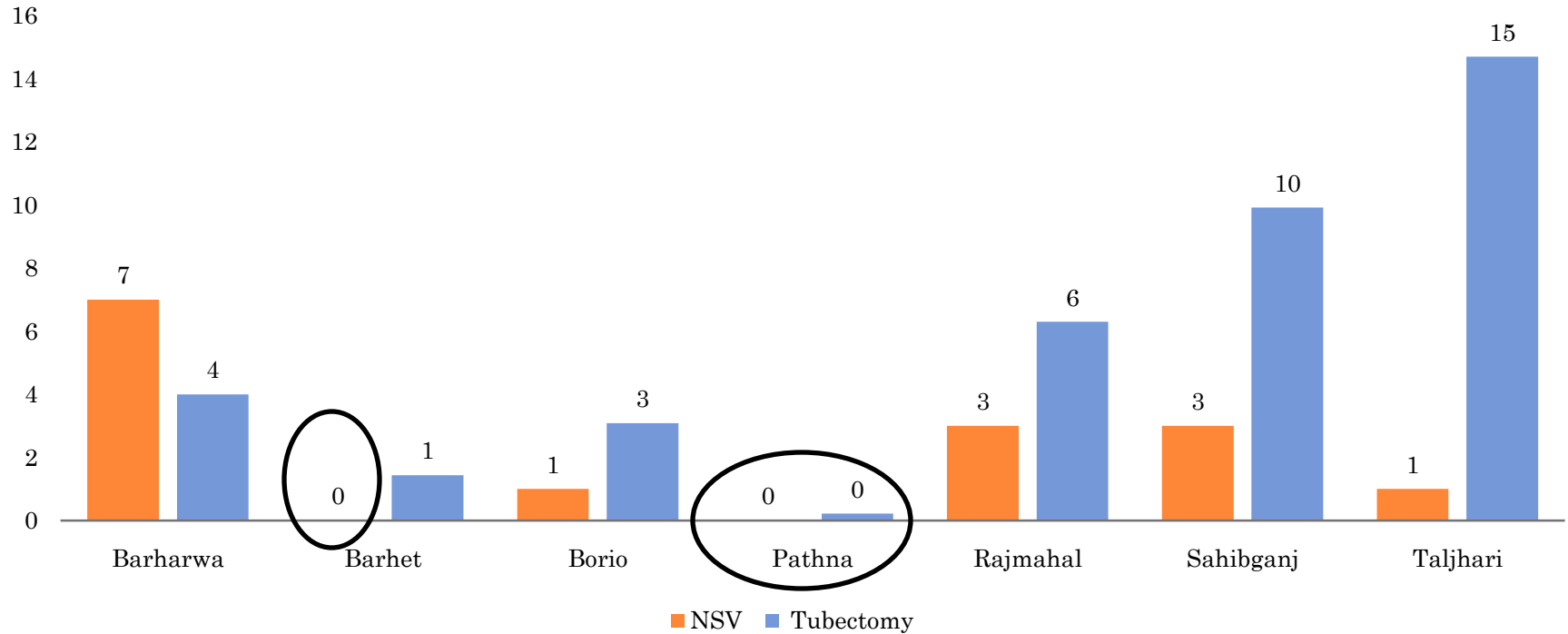
GODDA (BLOCK WISE) APRIL TO AUGUST 2012-13



Block	NSV Target	NSV Achievement	(%) NSV Achievement	Tubectomy Target	Tubectomy Achievement	(%) Tubectomy Achievement
Boarijore	31	8	35	167	15	9
Godda Sadar	85	14	8	546	57	10
Mahagama	63	49	53	400	97	24
Meharma	88	41	23	563	115	20
Pathargama	67	11	11	417	52	12
Poraiyahat	63	0	0	408	0	0
Sunderpahari	21	6	58	125	1	1

FAMILY PLANNING (% ACHIEVEMENT NSV & TUBECTOMY)

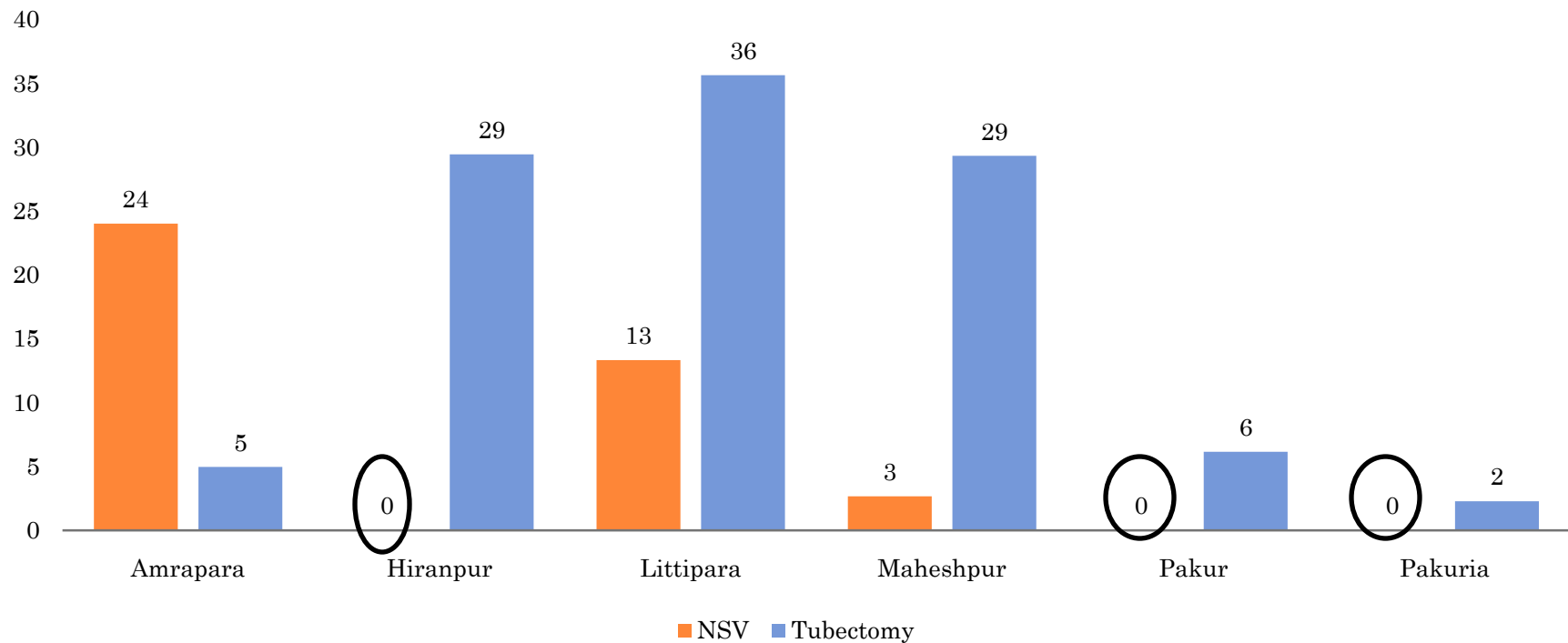
SAHIBGANJ (BLOCK WISE) APRIL TO AUGUST 2012-13



Block	NSV Target	NSV Achievement	(%) NSV Achievement	Tubectomy Target	Tubectomy Achievement	(%) Tubectomy Achievement
Barharwa	35	7	20	500	20	4
Barhet	50	0	0	1250	18	1
Borio	48	1	2	583	18	3
Pathna	25	0	0	448	1	0
Rajmahal	100	3	3	333	21	6
Sahibganj	50	3	6	625	62	10
Taljhari	25	1	4	333	49	15

FAMILY PLANNING (% ACHIEVEMENT NSV & TUBECTOMY)

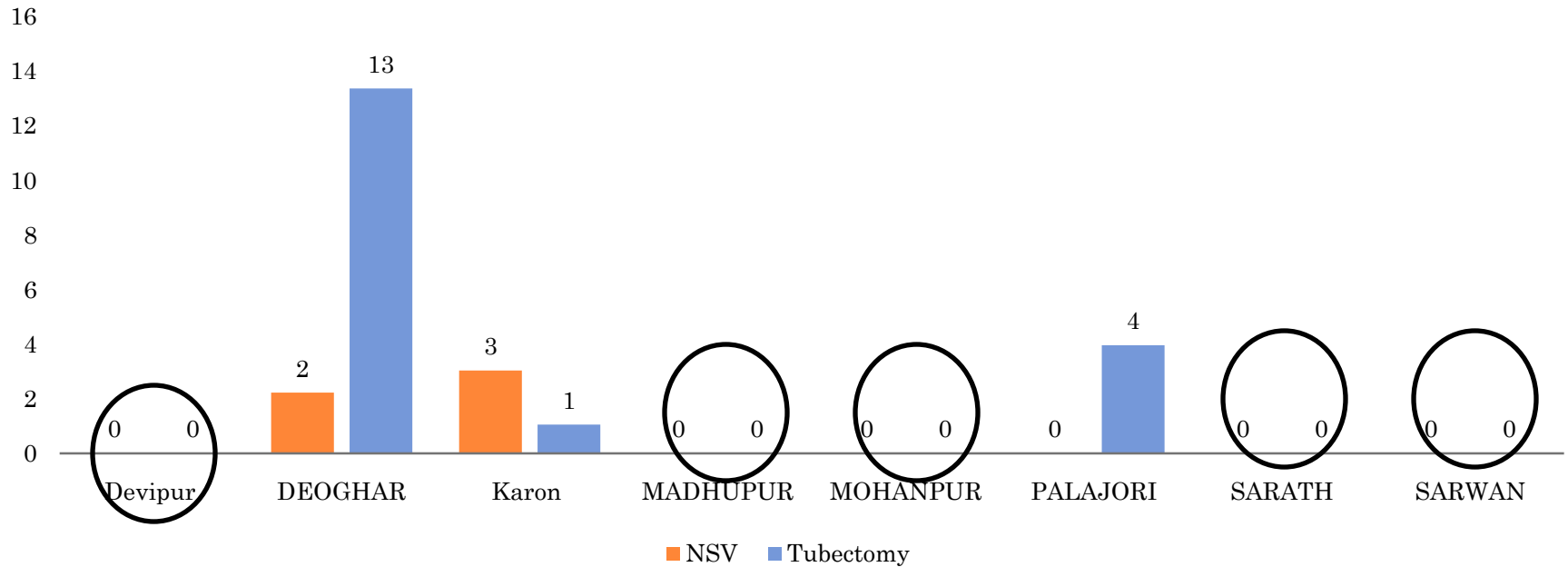
PAKUR (BLOCK WISE) APRIL TO AUGUST 2012-13



Block	NSV Target	NSV Achievement	(%) NSV Achievement	Tubectomy Target	Tubectomy Achievement	(%) Tubectomy Achievement
Amrapara	25	6	24	121	6	5
Hiranpur	28	0	0	177	52	29
Littipara	38	5	13	138	49	36
Maheshpur	75	2	3	345	101	29
Pakur	110	0	0	504	31	6
Pakuria	38	0	0	175	4	2

FAMILY PLANNING (% ACHIEVEMENT NSV & TUBECTOMY)

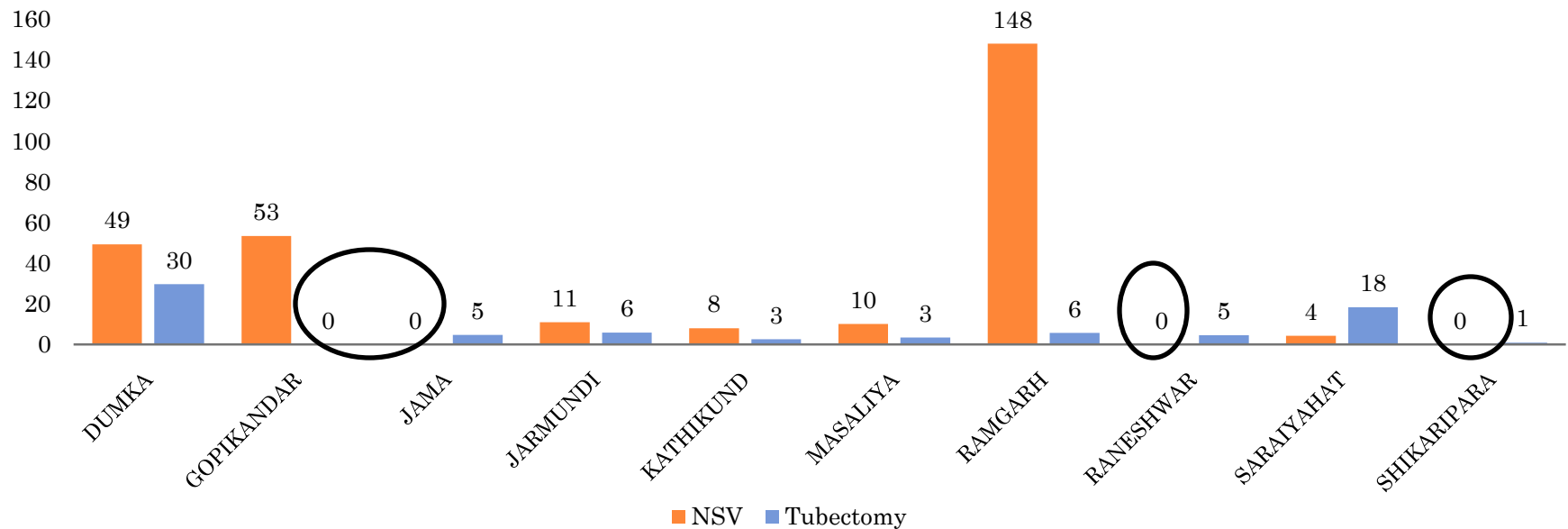
DEOGHAR (BLOCK WISE) APRIL TO AUGUST 2012-13



Block	NSV Target	NSV Achievement	(%) NSV Achievement	Tubectomy Target	Tubectomy Achievement	(%) Tubectomy Achievement
Devipur	85	0	0	625	0	0
DEOGHAR	45	1	2	292	39	13
Karon	66	2	3	475	5	1
MADHUPUR	83	0	0	560	0	0
MOHANPUR	74	0	0	519	0	0
PALAJORI	68	0	0	479	19	4
SARATH	73	0	0	504	0	0
SARWAN	71	0	0	500	0	0

FAMILY PLANNING (% ACHIEVEMENT NSV & TUBECTOMY)

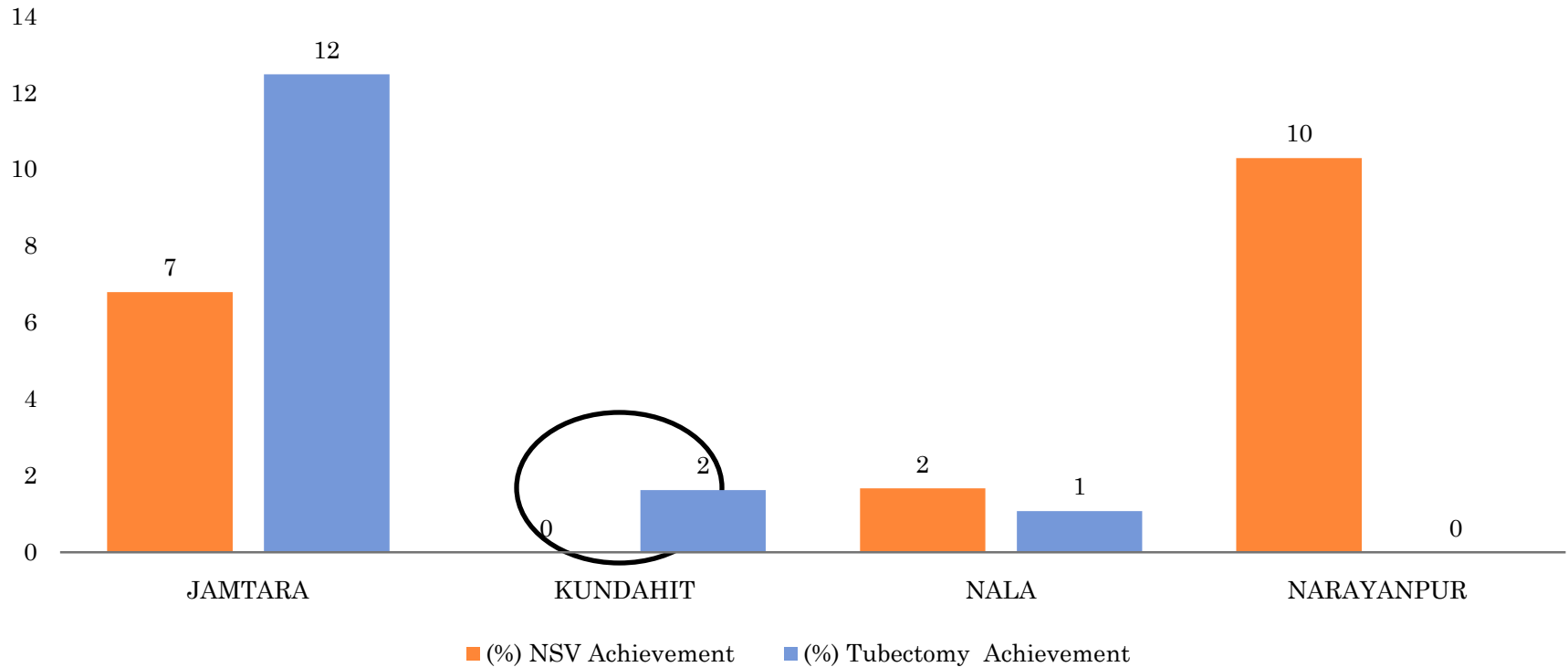
DUMKA (BLOCK WISE) APRIL TO AUGUST 2012-13



Block	NSV Target	NSV Achievement	(%) NSV Achievement	Tubectomy Target	Tubectomy Achievement	(%) Tubectomy Achievement
DUMKA	65	32	49	517	153	30
GOPIKANDAR	15	8	53	120	0	0
JAMA	45	0	0	358	17	5
JARMUNDI	55	6	11	432	25	6
KATHIKUND	25	2	8	200	5	3
MASALIYA	40	4	10	323	11	3
RAMGARH	50	74	148	403	23	6
RANESHWAR	35	0	0	263	12	5
SARAIYAHAT	47	2	4	383	70	18
SHIKARIPARA	40	0	0	333	3	1

FAMILY PLANNING (% ACHIEVEMENT NSV & TUBECTOMY)

JAMTARA (BLOCK WISE) APRIL TO AUGUST 2012-13



Block	NSV Target	NSV Achievement	(%) NSV Achievement	Tubectomy Target	Tubectomy Achievement	(%) Tubectomy Achievement
JAMTARA	103	7	7	633	79	12
KUNDAHIT	41	0	0	246	4	2
NALA	60	1	2	371	4	1
NARAYANPUR	68	7	10	417	0	0

HMIS ISSUES

- Data misreporting as data definition are not clear to all service providers
 - Confusion in reporting the data under particular data element by the service providers - Misunderstanding of data element/ Lack of knowledge on data element definitions
 - Gap in recorded and reported data - mismatch between data available in registers and data submitted in HMIS format
 - Data Authentication (duly signed by authorized person) of monthly report
 - Percentage of Data filled in HMIS format is around 80% out of which Zero reported is around 40%
 - No data analysis at Block & District Level
 - Team of DPMU should be taken initiative to sensitize the ANMs, Staff Nurse, MHW, FHWs pharmacist, Supervisors and other concern person seriously for issues of HMIS. MOIC/ CS should be involved to sensitize the reporting system in HMIS.
- 