

# DIVISIONAL REVIEW MEETING

DIVISION – SOUTH CHOTANAGPUR

VENUE – ST. IGNATIUS SCHOOL  
HALL; GUMLA

DATE: 18.06.2013

# DISTRICT HEALTH MISSION, DISTRICT HEALTH SOCIETY (DHS)& DISTRICT LEVEL VIGILANCE AND MONITORING COMMITTEE (DLVMC)

	2012-13			2013-14		
Name of District	Total No. of Meetings held of District Health Mission	Total No. of Meetings held of DHS	Total No. of Meetings held of DLVMC	Total No. of Meetings held of District Health Mission	Total No. of Meetings held of DHS	Total No. of Meetings held of DLVMC
<b>GUMLA</b>	<b>1</b>	<b>2</b>	<b>2</b>	<b>0</b>	<b>3</b>	<b>1</b>
<b>KHUNTI</b>	<b>1(04/09/12)</b>	<b>3</b>	<b>3</b>	<b>0</b>	<b>0</b>	<b>1</b>
<b>LOHARDAGA</b>	<b>1</b>	<b>2</b>	<b>0</b>	<b>0</b>	<b>1</b>	<b>0</b>
<b>RANCHI</b>	<b>1</b>	<b>3</b>	<b>0</b>	<b>0</b>	<b>1</b>	<b>1</b>
<b>SIDMEGA</b>	<b>2</b>	<b>2</b>	<b>2</b>	<b>1</b>	<b>1</b>	<b>1</b>

# FACTSHEET FOR DISTRICTS

<b>Key Indicators</b>							
<b>Demographic Indicator</b>	<b>Jharkhand</b>	<b>GUMLA</b>	<b>KHUNTI</b>	<b>LOHARDAGA</b>	<b>RANCHI</b>	<b>SIMDEGA</b>	<b>Source</b>
<b>Population</b>	<b>32966238</b>	<b>1061244</b>	<b>548699</b>	<b>477759</b>	<b>3013062</b>	<b>620625</b>	<b>Census 2011</b>
<b>CBR</b>	<b>23.3</b>	<b>25.6</b>	<b>23.1</b>	<b>27.5</b>	<b>23.1</b>	<b>25.6</b>	<b>AHS 2011-12</b>
<b>IMR</b>	<b>38</b>	<b>45</b>	<b>32</b>	<b>54</b>	<b>32</b>	<b>45</b>	<b>AHS 2011-12</b>
<b>MMR</b>	<b>267 (278)</b>	<b>270 (294)</b>					<b>AHS 2011-12</b>
<b>Full Immunization</b>	<b>77%</b>	<b>72%</b>	<b>78%</b>	<b>88%</b>	<b>62%</b>	<b>79%</b>	<b>HMIS 2012-13</b>
<b>Institutional Delivery</b>	<b>46%</b>	<b>50%</b>	<b>36%</b>	<b>68%</b>	<b>48%</b>	<b>37%</b>	<b>HMIS 2012-13</b>
<b>Family Planning Services-Male Sterilization</b>	<b>29%</b>	<b>53%</b>	<b>26%</b>	<b>45%</b>	<b>39%</b>	<b>28%</b>	<b>HMIS 2012-13</b>
<b>Family Planning Services- Female Sterilization</b>	<b>70%</b>	<b>39%</b>	<b>36%</b>	<b>56%</b>	<b>61%</b>	<b>31%</b>	<b>HMIS 2012-13</b>

# STATUS OF FRU – GUMLA

Name of FRU	Sadar Hospital, Gumla		No. of Beds		100
No. of Normal Delivery in FY 12-13	3118		No. of C-section Delivery in FY 12-13		95
Expected No. of C-section to be conducted in FY 13-14 (5% of Normal Delivery in 12-13)	156		No. of C-section Delivery in FY 13-14 (till May'13)		19
Status of Blood Bank/ Blood Storage Unit	Functional		Availability of Equipment		All available
	Name	Degree	Regular/ Contractual	Posted since (Date)	No. of C- section done in 13-14
Detail of OBS/GYN/ EmOC Trained	1. Dr. P. Narayan	MBBS,DGO	Regular	Jan 2009	1
	2. Dr. Asha Ekka	MBBS, MS	Regular	Feb 2011	10
	3. Dr. Shabnam Kumari	MBBS, MD	Regular	Feb 2011	5
Detail of ANESTHETIST/ LSAS Trained	1. Dr. Javed Anwar	MBBS, DA	Regular	2008	14
	2. Dr. Balakrishna Mahto	MBBS, LSAS	Regular	2011	5
Detail of SURGEON	Dr. Sourab Kumar	MBBS,MS	Regular	2011	3
Detail of PAEDIATRICS/ F- IMNCI trained	1. Dr. K. Prasad	MBBS, MD	Regular	2009	
	2. Dr. B.K. Pandey	MBBS, MD	Regular	2011	

# STATUS OF FRU – GUMLA

Name of FRU	Basia, Gumla		No. of Beds		22
No. of Normal Delivery in FY 12-13	1240		No. of C-section Delivery in FY 12-13		2
Expected No. of C-section to be conducted in FY 13-14 (5% of Normal Delivery in 12-13)	62		No. of C-section Delivery in FY 13-14		1
Status of Blood Storage Unit	Functional		Availability of Equipment		All available
		Degree (Specialization)	Regular/ Contractual	Posted since (Date)	No. of C-section done in 12-13
Detail of OBS/GYN/ EmOC Trained	1. Dr. V.D. Oraon	MBBS,DGO	Regular	Aug 2011	2
	2. Dr. P.E. Minz	MBBS,Emoc	Regular	Oct 2011	1
Detail of ANESTHETIST/ LSAS Trained	1.Dr. Kanhaiya Lal Murmu	MBBS, LSAS	Regular	July 2011	3
Detail of SURGEON	NA				
Detail of PAEDIATRICS / F-IMNCI trained	NA				

# STATUS OF FRU – KHUNTI

Name of FRU	<b>SADAR HOSPITAL, KHUNTI</b>		No. of Beds	<b>30</b>	
No. of Normal Delivery in FY 12-13	<b>1810</b>		No. of C-section Delivery in FY 12-13	<b>14</b>	
Expected No. of C-section to be conducted in FY 13-14 (5% of Normal Delivery in 12-13)	<b>90</b>		No. of C-section Delivery in FY 13-14	<b>17</b>	
Status of Blood Bank/ Blood Storage Unit	Functional		Availability of Equipment		All Equipmnet for C-Section are available
	<b>Name</b>	<b>Degree</b>	<b>Regular/ Contractual</b>	<b>Posted since (Date)</b>	<b>No. of C-section done in 13-14</b>
Detail of OBS/GYN/ EmOC Trained	Dr.Bela .F.Ekka	MBBS,MD-Gyn	Regular	15/03/12	<b>17</b>
	Dr.Amita Bhengra	MBBS,Emoc	Regular	27/06/12	<b>2</b>
Detail of ANESTHETIST/ LSAS Trained	Dr.Prabhat Kumar	MBBS(LSAS)	Regular	21/03/12	<b>9</b>
	Dr.P.P.Shah	MBBS(LSAS)	Regular	26/06/11	8
Detail of SURGEON	Dr.Shukhdeo Bhagat	MBBS,MS-Surgeon	Regular	09/08/12	5
Detail of PAEDIATRICS/ F-IMNCI trained	Dr.C.S.Jaiswal	MBBS,DCH (Paediatrics)	Regular	22/3/13	

# STATUS OF FRU – KHUNTI

Name of FRU	CHC TORPA		No. of Beds		
No. of Normal Delivery in FY 12-13	1110		No. of C-section Delivery in FY 12-13		13
Expected No. of C-section to be conducted in FY 13-14 (5% of Normal Delivery in 12-13)	55		No. of C-section Delivery in FY 13-14		12
Status of Blood Bank/ Blood Storage Unit	Not Functional		Availability of Equipment		All Equipment for C-Section are available
	Name	Degree	Regular/ Contractual	Posted since (Date)	No. of C-section done in 13-14
Detail of OBS/GYN/ EmOC Trained	Dr.Chayan Sinha	MBBS,MD-GYN	Contractual	27/01/11	12
Detail of ANESTHETIST/ LSAS Trained	Dr.Shahbaz Karim(on study leave since 18/8/12)				
Detail of SURGEON	Dr.Mukesh Kanojia	MBBS,MS-Surgeon	Contractual	20/01/11	12
Detail of PAEDIATRICS/ F-IMNCI trained	Dr.Anitabh Kumar(PAEDIATRICS)	MBBS,MD-Paediatrics	Contractual	01/02/11	

# STATUS OF FRU - LOHARDAGA

Name of FRU	<b>SADAR HOSPITAL LOHARDAGA</b>		No. of Beds		<b>30</b>
No. of Normal Delivery in FY 12-13	<b>2108</b>		No. of C-section Delivery in FY 12-13		<b>59</b>
Expected No. of C-section to be conducted in FY 13-14 (5% of Normal Delivery in 12-13)	<b>100</b>		No. of C-section Delivery in FY 13-14		<b>21</b>
Status of Blood Bank/ Blood Storage Unit	AVAILABLE		Availability of Equipment		Available
	<b>Name</b>	<b>Degree</b>	<b>Regular/ Contractual</b>	<b>Posted since (Date)</b>	<b>No. of C- section done in 13-14</b>
Detail of OBS/GYN/ EmOC Trained	Dr Dipti Kujur	MD, (Gynae & OBG)	Contractu	15/10/2011	9
	Dr Kiran Marandi	MBBS(Emoc)	Regular	08/07/2011	12
	Dr Polina Mundu	MBBS(Emoc)	Regular	16/06/2012	0
	Dr Usha Kumari	MBBS(Emoc)	Regular	28/06/2012	0
Detail of ANESTHETIST/ LSAS Trained	Dr Sunil Minz	MBBS (LSAS)	Regular	08/07/2011	20
	Dr Santosh Shubham	MBBS (LSAS)	Regular	08/05/2012	1
	Dr Smriti	MBBS (LSAS)	Regular	15/10/2011	0
Detail of SURGEON	Dr S. N. Chaudhary	MBBS , MS Surgery (Diploma in Anesthesia)	Regular	31/12/12	0
Detail of PAEDIATRICS/ F-IMNCI trained	Dr. Rajkumar Beck	MBBS, (DCH)	Regular	20/06/2011	
	Dr Ajay Kumar Sinha	MBBS (F-IMNCI)	Regular	08/07/2011	



# STATUS OF FRU - LOHARDAGA

<b>Name of FRU</b>	<b>KURU</b>		<b>No. of Beds</b>		<b>06</b>
No. of Normal Delivery in FY 12-13	<b>1526</b>		No. of C-section Delivery in FY 12-13		<b>04</b>
Expected No. of C-section to be conducted in FY 13-14 (5% of Normal Delivery in 12-123)	<b>50</b>		No. of C-section Delivery in FY 13-14		<b>03</b>
Status of Blood Bank/ Blood Storage Unit	Available		Availability of Equipment		Available
	<b>Name</b>	<b>Degree</b>	<b>Regular/ Contractual</b>	<b>Posted since (Date)</b>	<b>No. of C-section done in 13-14</b>
Detail of OBS/GYN/ EmOC Trained	Dr Anjan Lakra	DGO	Regular	01/07/2011	<b>1</b>
	Dr Nayan	DGO	Contractual	17/10/2012	<b>2</b>
Detail of ANESTHETIST/ LSAS Trained	Dr O. P. Gupta	MBBS (LSAS)	Regular	02/01/2013	<b>1</b>
	Dr S. N. Chaudhary	MBBS , MS Surgery (Diploma in Anesthesia)	Regular	31/12/12	2
Detail of SURGEON	Dr N. K. Mandal	MBBS , MS Surgery	Regular	10/01/2013	2
Detail of PAEDIATRICS/ F-IMNCI trained	Dr Khalid Ahmed Fasihi	DCH	Contractual	05/11/2012	

# STATUS OF FRU – RANCHI

Name of FRU	SADAR HOSPITAL		No. of Beds	100	
No. of Normal Delivery in FY 12-13	4853		No. of C-section Delivery in FY 12-13	225	
Expected No. of C-section to be conducted in FY 13-14 (5% of Normal Delivery in 12-13)	242		No. of C-section Delivery in FY 13-14	124	
Status of Blood Bank/ Blood Storage Unit	FUNCTIONAL		Availability of Equipment	YES	
	Name	Degree	Regular/ Contractual	Posted since (Date)	No. of C-section done in 12-13
Detail of OBS/GYN/ EmOC Trained	DR VIBHA RANI	MD,DGO	REGULAR	28.1.11	54
	DR UMA SINHA	MBBS	REGULAR	1.1.13	42
	DR J P S TIGGA	DGO	REGULAR	10.7.2008	37
	DR RASHMI PRASAD	DGO,MD	REGULAR	10.9.2010	46
	DR DIPAWALI	MBBS,EMOC	REGULAR	28.1.2011	13
	DR NEELAM VERMA	MBBS	CONTRACTUAL(DEPUTATION)	06.10.2012	33
Detail of ANESTHETIST/ LSAS Trained	DR RANI KIRTI	DNB(IST PART)	REGULAR(DEPUTATION)	24.10.09	74
	DR SANJEET KR PANKAJ	DA	REGULAR (DEPUTATION)	20.1.13	53
	DR PANKAJ SINHA	MD	REGULAR(DEPUTATION)	20.1.13	38
Detail of SURGEON	DR VIJAY BIHARI PRASAD	MS	REGULAR	05.7.2012	73
Detail of PAEDIATRICS/ F-IMNCI trained	DR NARESH BHAGAT	DCH	REGULAR	01.07.2011	

# STATUS OF FRU – RANCHI

<b>Name of FRU</b>	<b>BUNDU</b>		<b>No. of Beds</b>		<b>30</b>
No. of Normal Delivery in FY 12-13	<b>1228</b>		No. of C-section Delivery in FY 12-13		<b>5</b>
Expected No. of C-section to be conducted in FY 13-14 (5% of Normal Delivery in 12-13)	<b>61</b>		No. of C-section Delivery in FY 13-14		<b>8</b>
Status of Blood Bank/ Blood Storage Unit	NOC taken from RIMS		Availability of Equipment		Yes
	<b>Name</b>	<b>Degree</b>	<b>Regular/ Contractual</b>	<b>Posted since (Date)</b>	<b>No. of C-section done in 12-13</b>
Detail of OBS/GYN/ EmOC Trained	Dr Sathi Ghosh	MD DGO	Regular	1 year	
	Dr.Tanushree chakraborty( C )		Contractual	1 Year	
Detail of ANESTHETIST/ LSAS Trained	Dr Arun Kr Paswan(DA)	DA	Regular		
Detail of SURGEON	Dr Mini Sinha				
Detail of PAEDIATRICS/ F-IMNCI trained					

# STATUS OF FRU – RANCHI

<b>Name of FRU</b>	<b>Silli</b>		<b>No. of Beds</b>		<b>30</b>
No. of Normal Delivery in FY 12-13	<b>1508</b>		No. of C-section Delivery in FY 12-13		<b>2</b>
Expected No. of C-section to be conducted in FY 13-14 (5% of Normal Delivery in 12-13)	<b>75</b>		No. of C-section Delivery in FY 13-14		<b>0</b>
Status of Blood Bank/ Blood Storage Unit	NOC Taken from RIMS		Availability of Equipment		Yes
	<b>Name</b>	<b>Degree</b>	<b>Regular/ Contractual</b>	<b>Posted since (Date)</b>	<b>No. of C-section done in 12-13</b>
Gynaecologist	Dr P R Bakhla	DGO	Regular	07.05.12	
Paediatrician	Dr Durga Tudu	MD (Paed)	Regular	23.10.09	
Anaesthetist	Dr Anil Kumar (LSAS)	LSAS	Regular	14.07.08	

# STATUS OF FRU – RANCHI

Name of FRU	<b>Doranda</b>		No. of Beds	<b>30</b>	
No. of Normal Delivery in FY 12-13	<b>276</b>		No. of C-section Delivery in FY 12-13	<b>14</b>	
Expected No. of C-section to be conducted in FY 13-14 (5% of Normal Delivery in 12-13)	<b>14</b>		No. of C-section Delivery in FY 13-14	<b>3</b>	
Status of Blood Bank/ Blood Storage Unit	NOC Taken from RIMS		Availability of Equipment		Yes
	<b>Name</b>	<b>Degree</b>	<b>Regular/ Contractual</b>	<b>Posted since (Date)</b>	<b>No. of C- section done in 12-13</b>
<b>Gynaecologist</b>	<b>Dr Rajni Lal</b>	DGO	Regular		
	<b>Dr Bina sinha</b>	DGO MD	Regular	23.01.11	
<b>Paediatrician</b>	<b>Dr B V C Rekha ( C)</b>	MD (Paed)	Cont		
<b>Anaesthetist</b>	<b>Dr Vishal Gupta</b>	Anaesthetist	Cont		
	<b>Dr Hriday Narayan</b>	DA	Regular		

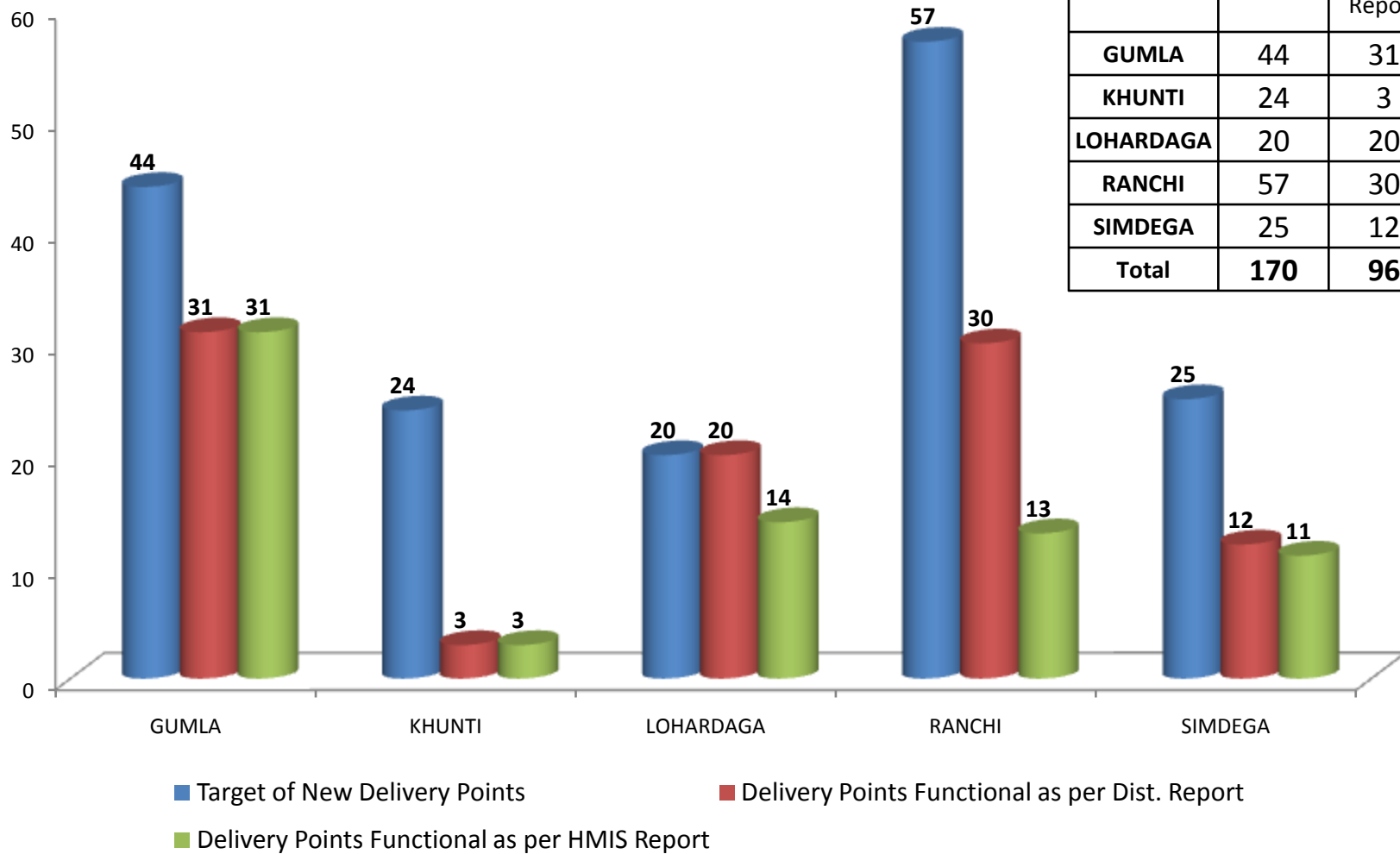
# STATUS OF FRU – DISTRICT- SIMDEGA

<b>Name of FRU</b>	<b>SADAR HOSPITAL SIMDEGA</b>		<b>No. of Beds</b>		100
No. of Normal Delivery in FY 12-13	<b>1532</b>		No. of C-section Delivery in FY 12-13		<b>16</b>
Expected No. of C-section to be conducted in FY 13-14 (5% of Normal Delivery in 12-13)	<b>77</b>		No. of C-section Delivery in FY 13-14		<b>3</b>
Status of Blood Bank/ Blood Storage Unit	Yes		Availability of Equipment		Yes
	<b>Name</b>	<b>Degree</b>	<b>Regular/ Contractual</b>	<b>Posted since (Date)</b>	<b>No. of C-section done in 13-14</b>
Detail of OBS/GYN/ EmOC Trained	Dr. Rashmi singh	MBBS GYNO	Regular	8/4/2011	0
	Dr. Jamuna Kumari	MBBS GYNO	Regular	5/7/2012	2
	Dr. Sudeshwar Ohdar	MBBS	Regular	28-01-2011	0
	Dr. Olyampia Kerketta	MBBS	Regular	7/7/2011	1
Detail of ANESTHETIST/ LSAS Trained	Dr. Vikash Vallabh	MBBS, Anaesthesia	Regular		<b>3</b>
Detail of SURGEON	Dr. Manoj Pratap Ddungdung	MBBS Surgeon	<b>Contractual</b>		1
	Dr. MD. Badrood Doja	MBBS Surgeon	Regular		0
	Dr. Christ Anand Xaxa	MBBS MS	Regular	5/7/2012	2
Detail of PAEDIATRICS/ F-IMNCI trained	DR. Dayanand saraswati	MBBS (Ped. MD)	Regular	Regular	

# STATUS OF FRU – DISTRICT- SIMDEGA

Name of FRU	REF. HOSPITAL T.Tanger		No. of Beds		30
No. of Normal Delivery in FY 12-13	<b>723</b>		No. of C-section Delivery in FY 12-13		<b>0</b>
Expected No. of C-section to be conducted in FY 12-13 (5% of Normal Delivery in 13-14)	<b>36</b>		No. of C-section Delivery in FY 13-14		<b>1</b>
Status of Blood Bank/ Blood Storage Unit	On the Process		Availability of Equipment		YES
	<b>Name</b>	<b>Degree</b>	<b>Regular/ Contractual</b>	<b>Posted since (Date)</b>	<b>No. of C- section done in 12-13</b>
Detail of OBS/GYN/ EmOC Trained	Dr. Miden Mundu	M.B.B.S	Regular	25-Sep-10	<b>1</b>
	Dr. Noopur Kerketta	M.B.B.S	Regular	Jun-11	<b>0</b>
Detail of ANESTHETIST/ LSAS Trained	Dr. P. Biruwa	M.B.B.S	Regular	10.01.2009	<b>1</b>
Detail of SURGEON	NA				
	NA				
Detail of PAEDIATRICS/ F-IMNCI trained	Dr. Anil Kumar			29-Mar-12	

# NEW DELIVERY POINTS



District	Target of New Delivery Points	Delivery Points Functional as per Dist. Report	Delivery Points Functional as per HMIS Report
GUMLA	44	31	31
KHUNTI	24	3	3
LOHARDAGA	20	20	14
RANCHI	57	30	13
SIMDEGA	25	12	11
<b>Total</b>	<b>170</b>	<b>96</b>	<b>72</b>



# Maternal Death Review

## South Chotanagpur Region 2012-13

Districts	Estimated Maternal Death for 2012-13	Reported Maternal Death in 2012-13	% Reported	No. of Investigated in 2012-13	Estimated Maternal Death for 13-14
Ranchi	198	85	43%	64	192
Khunti	38	35	92%	29	35
Gumla	68	32	47%	27	75
Simdega	44	8	18%	4	44
Lohardaga	33	8	24%	1	36
Total	381	168	44%	125	382

# ANC INDICATOR

ANC INDICATORS (April – March 12-13)								
	1st ANC In Numbers	1st ANC In %	TT 1	% of TT1 with ANC	PW given 100 IFA Tab	% of PW given 100 IFA Tab to ANC	ANC within 1st Trimester	% of PW registered within 1st trimester to ANC
GUMLA	21587	72	21345	99	9009	42	3657	17
KHUNTI	11705	78	11044	94	4533	39	2212	19
LOHARDAGA	10270	79	9557	93	7078	69	1892	18
RANCHI	58477	69	48992	84	7236	12	16045	27
SIMDEGA	12558	74	11583	92	10160	81	1732	14
ANC INDICATORS (April – May 13-14)								
	1st ANC In Numbers	1st ANC In %	TT 1	% of TT1 with ANC	PW given 100 IFA Tab	% of PW given 100 IFA Tab to ANC	ANC within 1st Trimester	% of PW registered within 1st trimester to ANC
GUMLA	3556	70	3551	100	376	11	698	20
KHUNTI	1780	75	1690	95	803	45	297	17
LOHARDAGA	1763	72	1561	89	1598	91	349	20
RANCHI	8157	62	6888	84	1250	15	2241	27
SIMDEGA	1913	64	1752	92	1928	101	332	17

# STATUS OF PHC – GUMLA

Name of Block	Total No. of PHC	Name of PHC	24x7 Functional (Y/N)	No. of Doctors Posted in PHC	No. of Staff Nurse + ANM posted in PHC	Average No. of Deliveries conducted from April – March (2012-13)	Normal Deliveries conducted in April 2013	Normal Deliveries conducted in May 2013
Basia	0			0				
Bharno	3	Duria, Karanj Jura	N	Duria-1	0			
Bishunpur	1	Jori	N	0	0			
Chainpur	1	Kurumgarh	N	0	0			
Dumri	1	Jairagi	N	0	0			
Ghaghra	1	Puto	N	0	0			
Kamdara	0			0				
Palkot	1	Bilingbera	N	0	0			
Raidih	1	Kondra, Tudurma	Kondra	1	0	37	1	3
Sisai	1	Kurgi	N	0	0			
Sadar	2	Fori, Kotam	Fori	2 in Fori & 2 in Kotam	0	31	2	3

**All PHC runs as HSC facilities.**

# STATUS OF HSC – GUMLA

Name of Block	Total No. of HSC	Number of HSC in Govt Building	Number of HSC in Other Building	No. of ANM posted in HSC	No. of SBA Trained ANM posted in HSC	No. of HSC conducting Deliveries in (April-March) 2012-13	No. of HSC conducting Deliveries from April - May (2013-14)	No. of HSC conducting more than 3 Deliveries / month
Bishunpur	18	14	4	23	4	5	7	3
Ghaghra	27	20	7	31	6	9	9	2
Sadar	30	21	9	52	5	17	18	3
Raidih	21	18	3	34	9	20	20	5
Chainpur	20	16	4	28	3	10	10	3
Dumri	23	14	9	26	8	11	11	2
Palkot	22	8	14	38	4	11	12	2
Kamdara	19	17	2	31	8	15	18	9
Bharno	16	14	2	27	8	14	15	5
Sisai	25	18	7	32	7	14	11	4
Basia	21	19	2	34	11	17	18	5
<b>TOTAL</b>	<b>242</b>	<b>179</b>	<b>63</b>	<b>356</b>	<b>73</b>	<b>143</b>	<b>149</b>	<b>43</b>

# STATUS OF PHC – KHUNTI

Name of Block	Total No. of PHC	Name of PHC	24x7 Functiona l (Y/N)	No. of Doctors Posted in PHC	No. of Staff Nurse + ANM posted in PHC	Average No. of Deliveries conducted from April – March (2012-13)	Normal Deliveries conducted in April 2013	Normal Deliveries conducted in May 2013
ARKI	2	BIRBANKI, TUBID	NO	2	0	0	0	0
KARRA	1	GOVINDP UR	NO	3	2	0	0	0
KHUNTI	1	MARANG HADA	YES	2	1	0	0	1
<b>TOTAL</b>	<b>4</b>			<b>7</b>	<b>3</b>	<b>0</b>	<b>0</b>	<b>1</b>

# STATUS OF HSC - KHUNTI

Name of Block	Total No. of HSC	Number of HSC in Govt Building	Number of HSC in Other Building	No. of ANM posted in HSC	No. of SBA TrainedA NM posted in HSC	No. of HSC conducting Deliveries from April - March (2012-13)	No. of HSC conducting Deliveries from April - May (2013-14)	No. of HSC conducting more than 3 Deliveries / month
ARKI	22	10	12	31	12	0	0	0
KARRA	22	11	11	36	11	3	4	2
MURHU	18	7	11	33	10	2	3	1
TORPA	18	9	9	28	11	1	2	1
RANIA	10	7	3	12	5	0	2	0
KHUNTI	18	8	10	32	16	5	6	3
<b>TOTAL</b>	<b>108</b>	<b>52</b>	<b>56</b>	<b>172</b>	<b>65</b>	<b>11</b>	<b>17</b>	<b>7</b>

# STATUS OF PHC – LOHARDAGA

Name of Block	Total No. of PHC	Name of PHC	24x7 Functiona I (Y/N)	No. of Doctors Posted in PHC	No. of Staff Nurse + ANM posted in PHC	Average No. of Deliveries conducted from April – March (2012-13)	Normal Deliveries conducted in April 2013	Normal Deliveries conducted in May 2013
KURU	2	KAIRO	Y	1	2	5	8	4
		SALGI	N	1	1	0	0	0
KISKO	3	JOWANG	N	1	2	0	0	0
		MAKKA	N	2	2	0	0	0
		MURMU	N	0	1	0	0	0
SENHA	2	MUNGO	N	2	2	0	0	0
		UGRA	N	1	2	0	0	0
LOHARDAG A SADAR	2	IRGAON	Y	2	2	4	0	0
		RAMPUR	N	1	2	0	0	0
BHANDRA	1	NAGJUA	N	1	2	0	0	0
<b>TOTAL</b>	<b>10</b>			<b>12</b>	<b>18</b>	<b>9</b>	<b>8</b>	<b>4</b>

# STATUS OF HSC - LOHARDAGA

Name of Block	Total No. of HSC	Number of HSC in Govt Building	Number of HSC in Other Building	No. of ANM posted in HSC	No. of SBA TrainedA NM posted in HSC	No. of HSC conducting Deliveries from April - March (2012-13)	No. of HSC conducting Deliveries from April - May (2013-14)	No. of HSC conducting more than 3 Deliveries / month
KURU	15	14	1	26	11	11	11	6
KISKO	14	11	3	25	10	10	12	1
SENHA	16	16	0	32	15	12	13	0
BHANDRA	15	15	0	29	14	14	15	6
LOHARDAG A SADAR	13	13	0	28	11	6	7	0
<b>TOTAL</b>	<b>73</b>	<b>69</b>	<b>4</b>	<b>140</b>	<b>61</b>	<b>53</b>	<b>58</b>	<b>13</b>



# STATUS OF PHC – 24 X 7, RANCHI

Name of Block	Total No. of PHC	Name of PHC	24x7 Functional (Y/N)	No. of Doctors Posted in PHC	No. of Staff Nurse + ANM posted in PHC	Average No. of Deliveries conducted from April – March (2012-13)	Normal Deliveries conducted in April 2013	Normal Deliveries conducted in May 2013
ANGARA	1	JONHA	Y	2	6(2 SBA Trained)	10	12	9
RATU	1	NAGRI	N	2	5	15	4	6
RATU	1	GURUBAJPUR	Y	2	3	7	8	11
TAMAR	1	SAJAMDIH	Y	2	2(1 SBA Trained ANM))	5	0	1
KANKE	1	PITHORIA	Y	2	2	8	2	2
<b>TOTAL</b>	<b>5</b>			<b>10</b>	<b>10</b>	<b>45</b>	<b>26</b>	<b>29</b>

# STATUS OF HSC – RANCHI

Name of Block	Total No. of HSC	Number of HSC in Govt Building	Number of HSC in Other Building	No. of ANM posted in HSC	No. of SBA Trained ANM posted in HSC	No. of HSC conducting Deliveries from April - March (2012-13)	No. of HSC conducting Deliveries from April - May (2013-14)	No. of HSC conducting more than 3 Deliveries / month
ANGARA	24	13	6	54	13	14	16	12
BERO	25	7	2	35	15	0	2	0
BUNDU	16	9	6	25	11	0	2	1
BURMU	23	12	3	23	10	10	12	8
CHANHO	16	10	1	20	12	0	2	0
KANKE	34	5	21	27	9	0	3	1
LAPUNG	14	7	0	25	8	3	3	1

# STATUS OF HSC – RANCHI

Name of Block	Total No. of HSC	Number of HSC in Govt Building	Number of HSC in Other Building	No. of ANM posted in HSC	No. of SBA Trained ANM posted in HSC	No. of HSC conducting Deliveries from April - March (2012-13)	No. of HSC conducting Deliveries from April - May (2013-14)	No. of HSC conducting more than 3 Deliveries / month
MANDAR	14	6	0	30	10	1	2	1
NAMKUM	26	9	16	62	14	1	1	0
ORMANJHI	26	14	13	37	14	0	1	0
RATU	31	11	3	47	15	0	2	1
SILLI	26	10	2	13	11	0	2	1
SONAHATU	24	9	9	42	14	10	13	5
TAMAR	30	7	2	56	13	1	5	0
TOTAL	329	129	84	496	169	40	66	31

# STATUS OF PHC – DISTRICT–SIMDEGA

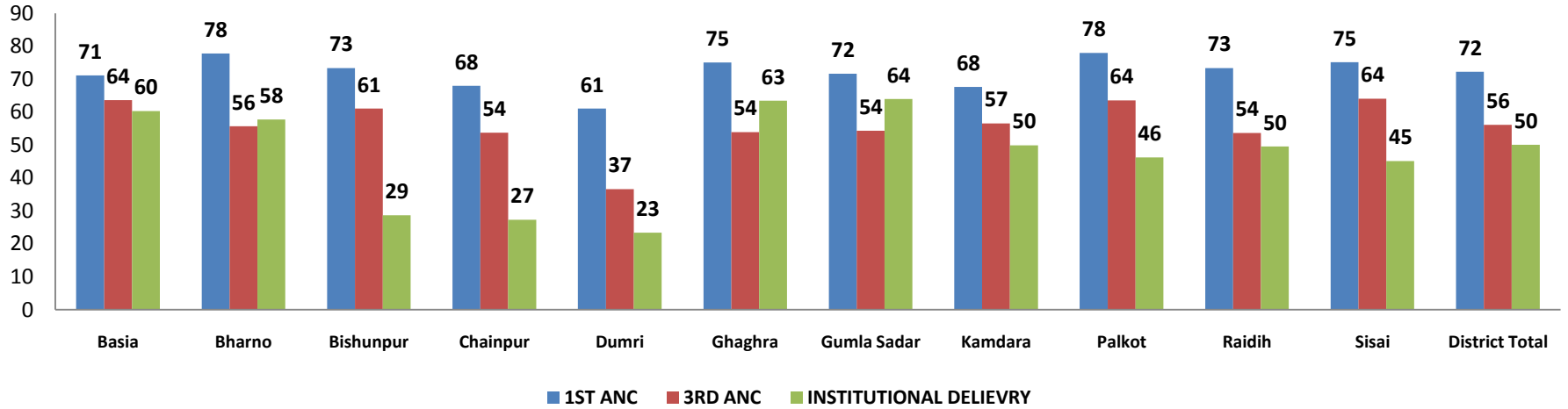
Name of Block	Total No. of PHC	Name of PHC	24x7 Functional (Y/N)	No. of Doctors Posted in PHC	No. of Staff Nurse + ANM posted in PHC	Average No. of Deliveries conducted from April – March (2012-13)	Normal Deliveries conducted in April 2013	Normal Deliveries conducted in May 2013
SIMDEGA	1	Sewai	Y	2	3	4	3	4
KOLEBIRA	1	Lachragarh	N	1	2	7	7	8
BANO	1	Hurda	N	1	2	5	4	6
JALDEGA	1	Bansjor	Y	2	3	8	9	11
T.TANGER	2	Salgapoch	N	2	2	3	3	2
		Bambalkera		2	3	2	3	2
KURDEG	1	Kinkel	N	2	3	5	6	7
<b>TOTAL</b>	<b>7</b>			<b>12</b>	<b>18</b>	<b>34</b>	<b>35</b>	<b>40</b>

# STATUS OF HSC – DISTRICT-SIMDEGA

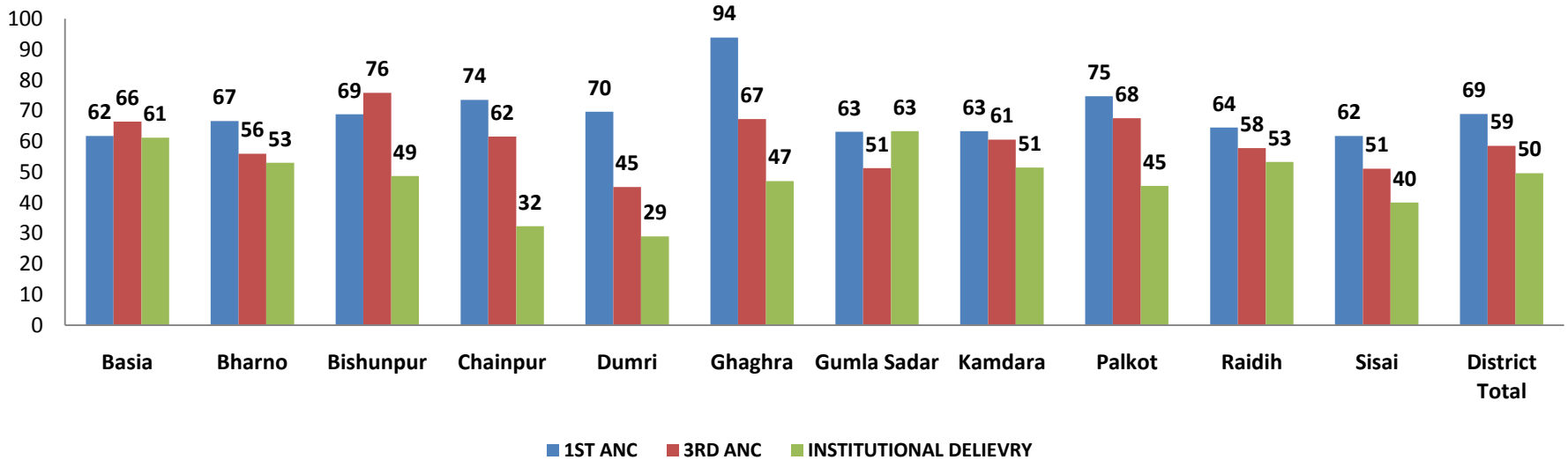
Name of Block	Total No. of HSC	Number of HSC in Govt. Building	Number of HSC in Other Building	No. of ANM posted in HSC	No. of SBA Trained ANM posted in HSC	No. of HSC conducting Deliveries from April - March (2012-13)	No. of HSC conducting Deliveries from April - May (2013-14)	No. of HSC conducting more than 3 Deliveries / month
SIMDEGA	30	27	3	48	12	21	22	11
KOLEBIRA	17	12	5	31	7	3	4	1
BANO	23	16	7	40	11	8	9	4
JALDEGA	27	24	3	51	8	25	27	14
T.TANGER	23	25	2	48	10	7	8	4
KURDEG	27	23	4	56	12	13	16	7
BOLBA	8	8	0	14	8	6	8	5
SADAR NAC	-	-	-	11	0	-	-	-
<b>Total</b>	<b>155</b>	<b>135</b>	<b>24</b>	<b>299</b>	<b>68</b>	<b>83</b>	<b>94</b>	<b>46</b>

# GUMLA

## % Achievement April to March 2012-13

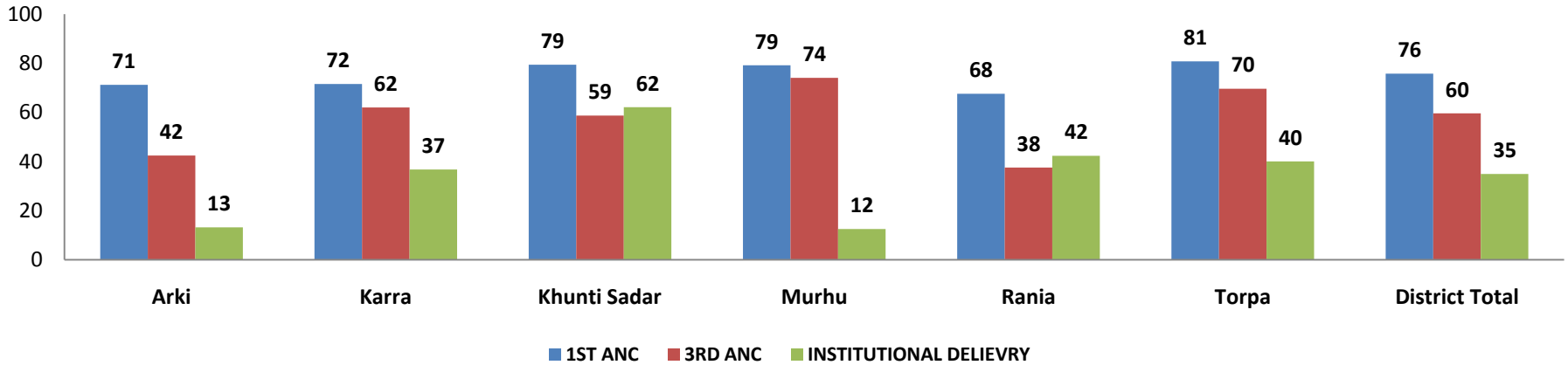


## % Achievement April to May

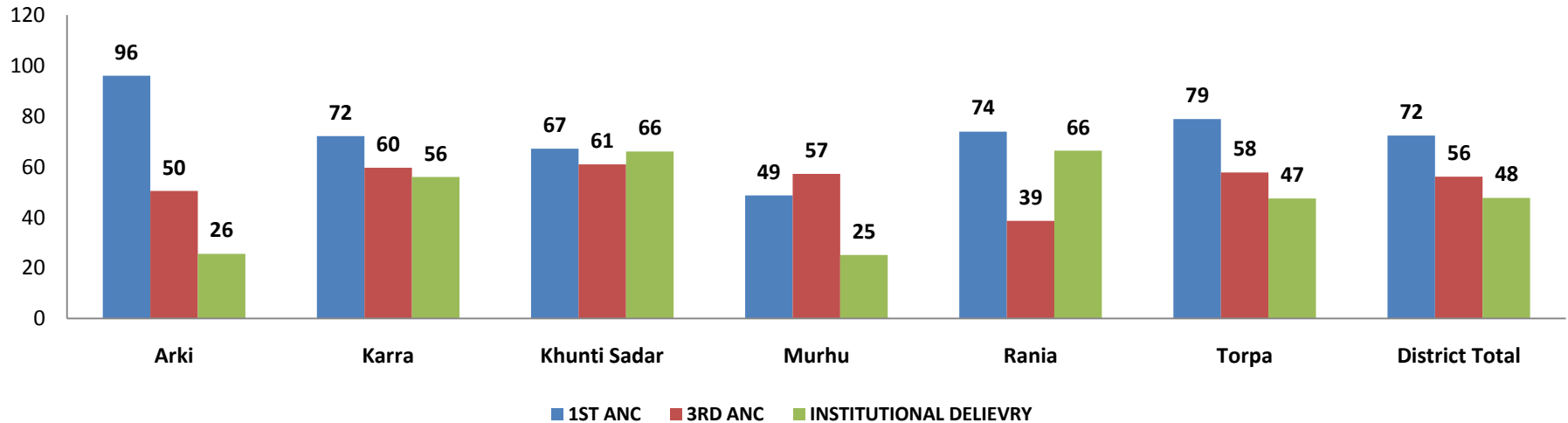


# KHUNTI

## % Achievement April to March 2012-13

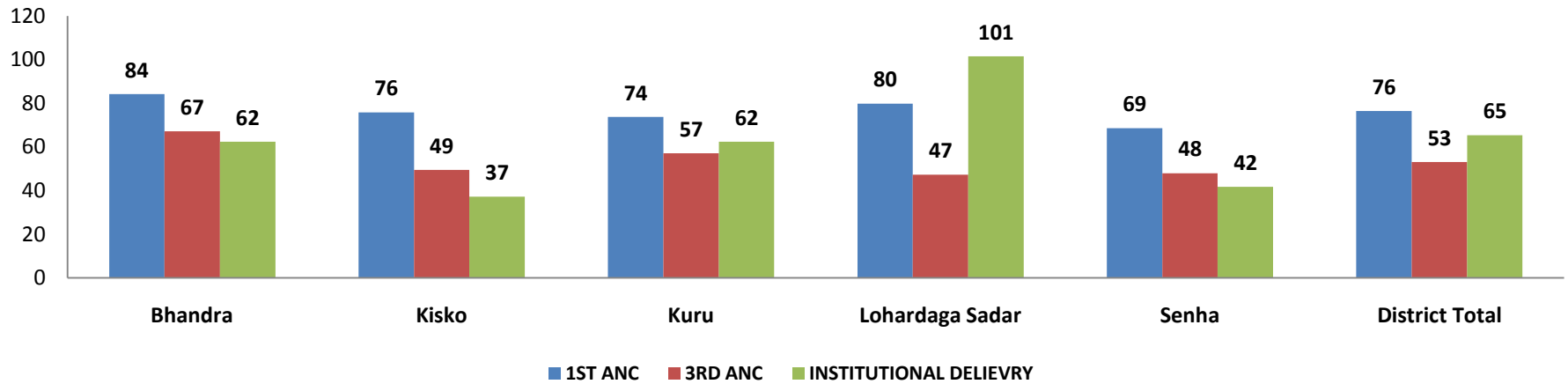


## % Achievement April to May 2013-14

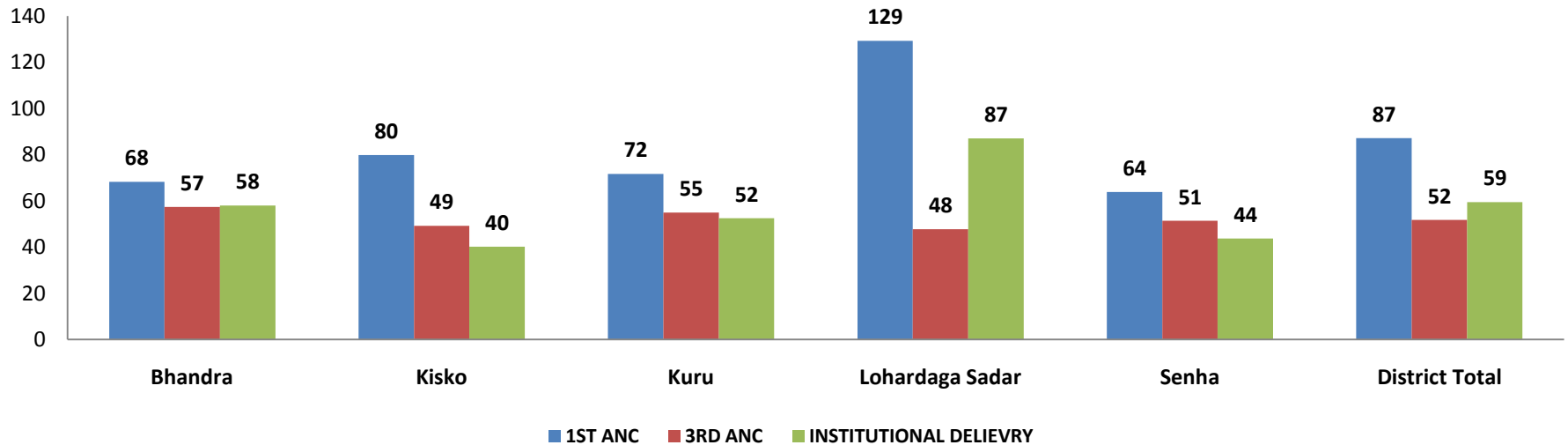


# LOHARDAGA

## % Achievement April to March 2012-13



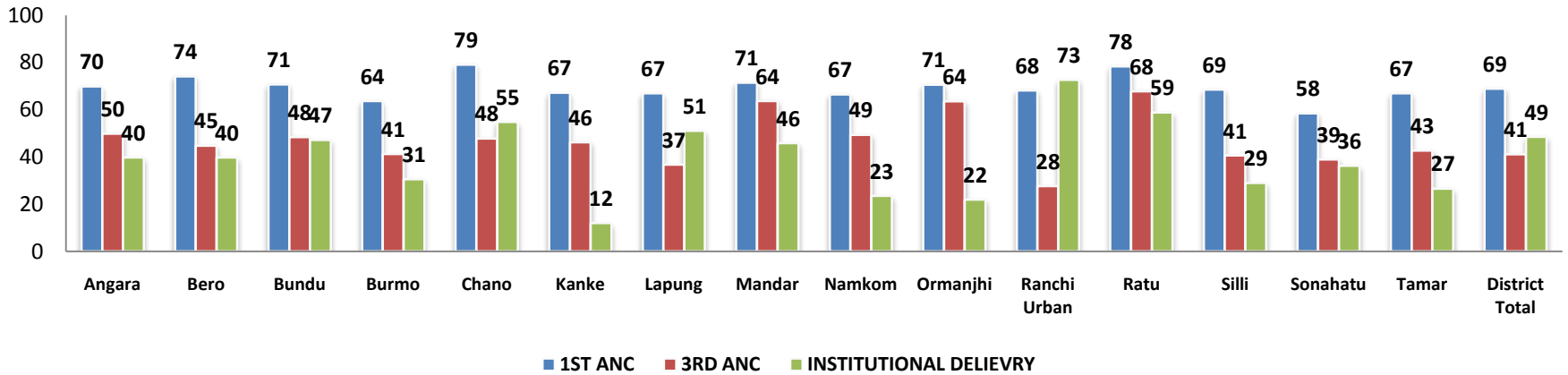
## % Achievement April to May 2013-14



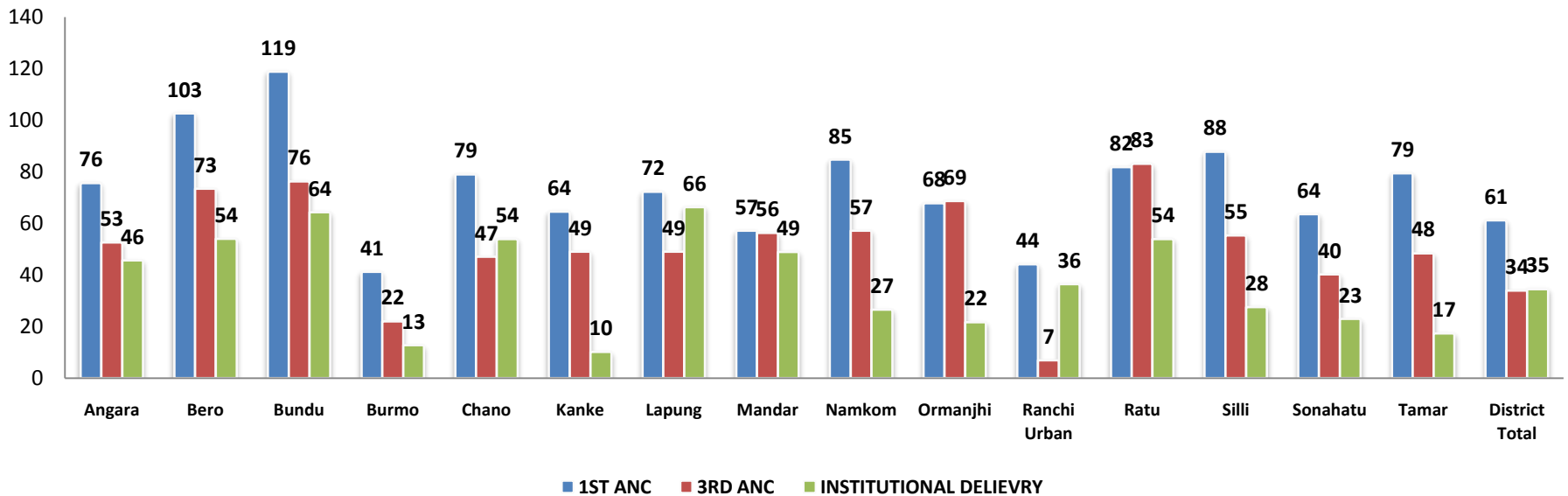


# RANCHI

## % Achievement April to March 2012-13

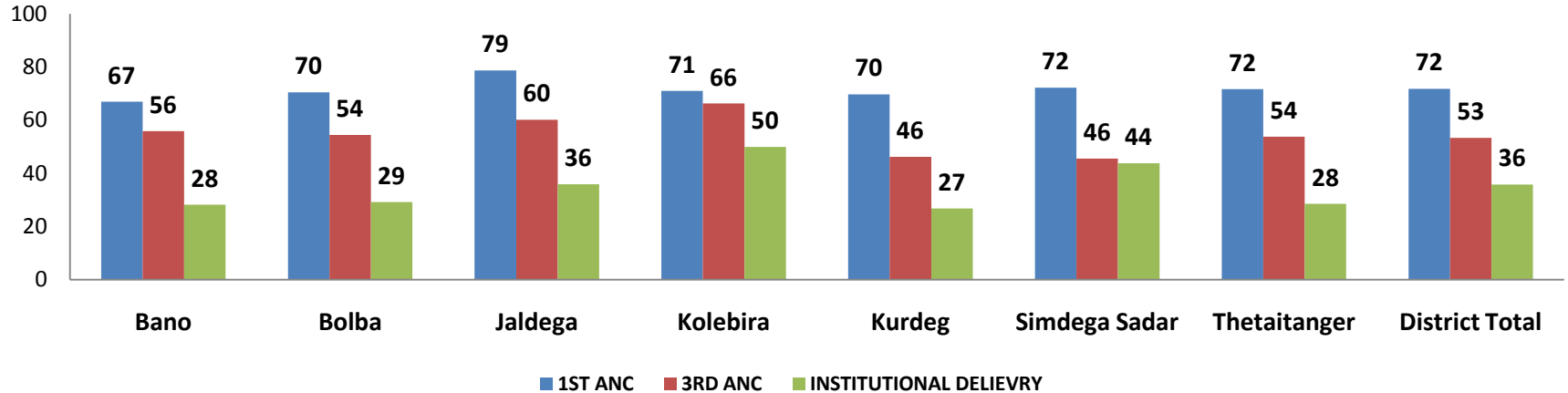


## % Achievement April to May 2013-14

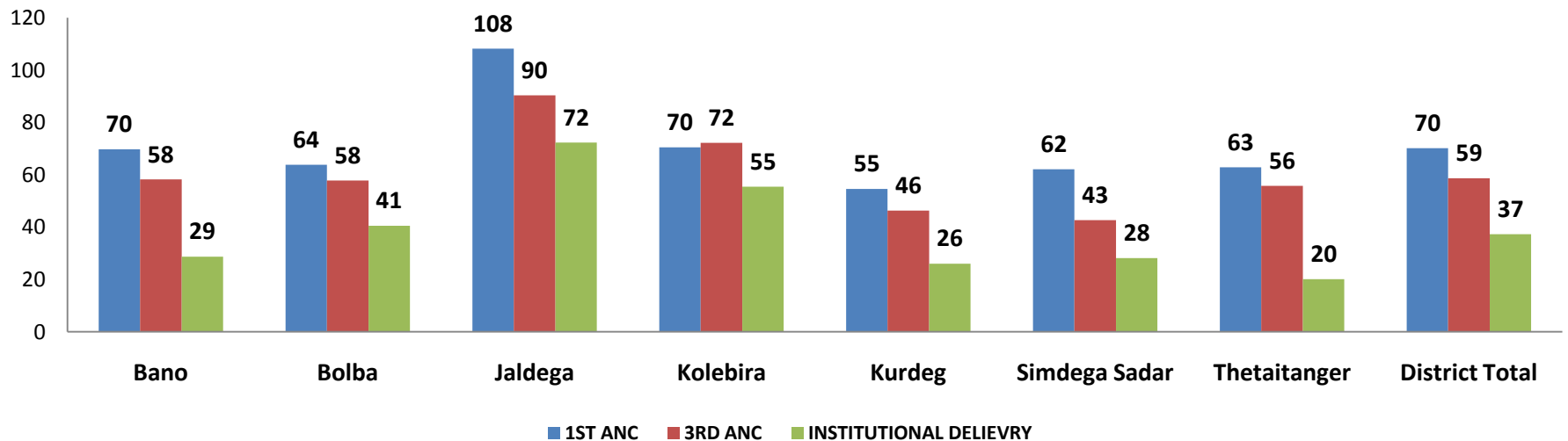


# SIMDEGA

## % Achievement April to March 12-13



## % Achievement April to May 13-14



# STATUS OF JSSK – SERVICE DELIVERY DISTRICT – GUMLA

Name of Block	Total No. of p.w. who availed the free entitlements in FY 13-14 (April - May 13)							
	Total Inst Delivery	Free Drugs & Consumables	Free Diet	Free Diagnostics	Free Blood	Free Referral (home to health)	Free Referral (health to home)	Free Referral (up referral)
Basia	146	146	141	136		165	133	1
Bharno	108	108	103	98		15	9	1
Bishunpur	93	93	88	83		104	81	1
Chainpur	53	53	48	43		63	48	1
Dumri	90	90	85	80		77	72	2
Ghaghra	220	220	215	210		232	179	1
Kamdara	58	58	53	48		37	23	1
Palkot	113	113	108	103		123	88	15
Raidih	119	119	114	109		54	59	2
Sisai	196	196	191	186		175	128	5
S.Hosp	546	546	546	546	3	404	443	35
<b>Total</b>	<b>1742</b>	<b>1742</b>	<b>1737</b>	<b>1642</b>	<b>3</b>	<b>1449</b>	<b>1263</b>	<b>65</b>

# STATUS OF JSSK – SERVICE DELIVERY

## DISTRICT – GUMLA

Name of Block	Total No. of sick neonates who availed the free entitlements in FY 13-14 (April - May)					
	Live Birth	Free Drugs & Consumables	Free Diagnostics	Free Referral (home to health)	Free Referral (health to home)	Free Referral (up referral)
Basia	222	11	0	11	9	0
Bharno	227	2	0	2	1	0
Bishunpur	215	3	0	3	3	0
Chainpur	157	0	0	0	0	0
Dumri	240	1	0	1	0	0
Ghaghra	301	4	0	4	2	0
Kamdara	202	3	0	3	3	0
Palkot	235	3	0	3	3	0
Raidih	204	4	0	4	3	0
Sisai	308	1	0	1	1	0
S.Hosp	534	20	0	20	12	3
<b>Total</b>	<b>2845</b>	<b>52</b>	<b>0</b>	<b>52</b>	<b>37</b>	<b>3</b>

# STATUS OF JSSK – SERVICE DELIVERY DISTRICT – KHUNTI

Name of Block	Total No. of p.w. who availed the free entitlements in FY 13-14 (April - May 13)							
	Total Inst Delivery	Free Drugs & Consumables	Free Diet	Free Diagnostics	Free Blood	Free Referral (home to health)	Free Referral (health to home)	Free Referral (up referral)
ARKI	101	101	101	78	0	108	55	0
KARRA	276	254	254	201	0	232	140	30
TORPA	202	192	192	180	2	237	178	8
RANIA	123	121	121	189	0	120	76	0
MURHU	108	92	92	75	0	151	96	1
KHUNTI	248	248	248	211	5	239	179	0
<b>District Total</b>	<b>1058</b>	<b>1008</b>	<b>907</b>	<b>934</b>	<b>7</b>	<b>1087</b>	<b>724</b>	<b>39</b>

# STATUS OF JSSK – SERVICE DELIVERY DISTRICT – KHUNTI

Name of Block	Total No. of sick neonates who availed the free entitlements in FY 13-14 (April - May)					
	Live Birth	Free Drugs & Consumables	Free Diagnostics	Free Referral (home to health)	Free Referral (health to home)	Free Referral (up referral)
ARKI	148	0	0	0	0	0
KARRA	383	0	0	0	0	0
TORPA	256	17	7	0	0	4
RANIA	160	0	0	0	0	0
MURHU	206	0	0	0	0	0
KHUNTI	341	281	117	0	0	0
<b>District Total</b>	1494	17	7	0	0	4

## STATUS OF JSSK – SERVICE DELIVERY DISTRICT – LOHARDAGA

Name of Block	Total No. of p.w. who availed the free entitlements in FY 13-14 (April - May 13)							
	Total Inst Delivery	Free Drugs & Consumables	Free Diet	Free Diagnostics	Free Blood	Free Referral (home to health)	Free Referral (health to home)	Free Referral (up referral)
KURU	307	271	228	178	0	264	158	5
KISKO	160	159	79	69	0	117	80	13
SENHA	180	123	123	123	0	179	117	17
BHANDRA	219	219	136	116	0	179	121	39
LOHARDAGA SADAR	519	391	391	200	26	245	388	3
<b>TOTAL</b>	1466	1163	957	686	26	984	864	75

## STATUS OF JSSK – SERVICE DELIVERY DISTRICT – LOHARDAGA

Name of Block	Total No. of sick neonates who availed the free entitlements in FY 13-14 (April - May)					
	Live Birth	Free Drugs & Consumables	Free Diagnostics	Free Referral (home to health)	Free Referral (health to home)	Free Referral (up referral)
KURU	301	271	0	2	0	0
KISKO	159	14	30	0	0	4
SENHA	180	123	123	1	0	17
BHANDRA	213	213	0	2	0	4
LOHARDAGA SADAR	576	391	0	4	0	0
<b>TOTAL</b>	1429	1012	153	9	0	25



# STATUS OF JSSK – SERVICE DELIVERY DISTRICT – RANCHI

Name of Block	Total No. of p.w. who availed the free entitlements in FY 13-14 (April - May 13)							
	Total Inst Delivery	Free Drugs & Consumables	Free Diet	Free Diagnostics	Free Blood	Free Referral (home to health)	Free Referral (health to home)	Free Referral (up referral)
<b>ANGARA</b>	<b>235</b>	<b>223</b>	<b>210</b>	<b>198</b>	<b>0</b>	<b>132</b>	<b>132</b>	<b>5</b>
<b>BERO</b>	<b>272</b>	<b>268</b>	<b>266</b>	<b>263</b>	<b>0</b>	<b>185</b>	<b>177</b>	<b>14</b>
<b>BUNDU</b>	<b>185</b>	<b>174</b>	<b>158</b>	<b>167</b>	<b>0</b>	<b>124</b>	<b>132</b>	<b>24</b>
<b>BURMU</b>	<b>271</b>	<b>262</b>	<b>234</b>	<b>231</b>	<b>0</b>	<b>163</b>	<b>156</b>	<b>89</b>
<b>CHANHO</b>	<b>258</b>	<b>249</b>	<b>244</b>	<b>238</b>	<b>0</b>	<b>245</b>	<b>230</b>	<b>36</b>
<b>KANKE</b>	<b>105</b>	<b>103</b>	<b>100</b>	<b>97</b>	<b>0</b>	<b>32</b>	<b>32</b>	<b>20</b>
<b>LAPUNG</b>	<b>188</b>	<b>178</b>	<b>137</b>	<b>128</b>	<b>0</b>	<b>130</b>	<b>136</b>	<b>7</b>
<b>MANDAR</b>	<b>283</b>	<b>272</b>	<b>269</b>	<b>257</b>	<b>0</b>	<b>241</b>	<b>248</b>	<b>5</b>
<b>NAMKUM</b>	<b>243</b>	<b>231</b>	<b>226</b>	<b>221</b>	<b>0</b>	<b>183</b>	<b>176</b>	<b>12</b>

# STATUS OF JSSK – SERVICE DELIVERY RANCHI

Name of Block	Total No. of p.w. who availed the free entitlements in FY 13-14 (April - May 13)							
	Total Inst Delivery	Free Drugs & Consumables	Free Diet	Free Diagnostics	Free Blood	Free Referral (home to health)	Free Referral (health to home)	Free Referral (up referral)
<b>ORMANJHI</b>	<b>95</b>	<b>91</b>	<b>87</b>	<b>81</b>	<b>0</b>	<b>52</b>	<b>58</b>	<b>5</b>
<b>RATU</b>	<b>343</b>	<b>286</b>	<b>281</b>	<b>261</b>	<b>0</b>	<b>187</b>	<b>192</b>	<b>14</b>
<b>SILLI</b>	<b>259</b>	<b>248</b>	<b>252</b>	<b>235</b>	<b>0</b>	<b>188</b>	<b>194</b>	<b>2</b>
<b>SONAHATU</b>	<b>153</b>	<b>123</b>	<b>87</b>	<b>112</b>	<b>0</b>	<b>114</b>	<b>123</b>	<b>2</b>
<b>TAMAR</b>	<b>184</b>	<b>154</b>	<b>155</b>	<b>132</b>	<b>0</b>	<b>56</b>	<b>91</b>	<b>2</b>
<b>DH</b>	<b>712</b>	<b>712</b>	<b>712</b>	<b>712</b>	<b>20</b>	<b>0</b>	<b>0</b>	<b>20</b>
<b>Total</b>	<b>3786</b>	<b>3574</b>	<b>3418</b>	<b>3333</b>	<b>20</b>	<b>2032</b>	<b>2077</b>	<b>257</b>

## STATUS OF JSSK – SERVICE DELIVERY DISTRICT – RANCHI

Name of Block	Total No. of sick neonates who availed the free entitlements in FY 13-14 (April - May)					
	Live Birth	Free Drugs & Consumables	Free Diagnostics	Free Referral (home to health)	Free Referral (health to home)	Free Referral (up referral)
ANGARA	369	24	19	5	14	4
BERO	368	35	11	7	11	2
BUNDU	204	12	9	4	4	0
BURMU	505	21	11	12	12	9
CHANHO	256	22	5	6	6	0
KANKE	403	23	6	0	0	0
LAPUNG	220	32	23	16	14	2
MANDAR	365	15	15	5	5	7

## STATUS OF JSSK – SERVICE DELIVERY DISTRICT – RANCHI

Name of Block	Total No. of sick neonates who availed the free entitlements in FY 13-14 (April - May)					
	Live Birth	Free Drugs & Consumables	Free Diagnostics	Free Referral (home to health)	Free Referral (health to home)	Free Referral (up referral)
NAMKUM	335	10	10	10	10	5
<b>ORMANJHI</b>	280	32	91	6	8	4
RATU	374	26	23	8	18	0
SILLI	322	16	16	14	14	5
SONAHATU	197	18	18	12	12	7
TAMAR	292	12	12	12	12	4
<b>TOTAL</b>	<b>4490</b>	<b>298</b>	<b>269</b>	<b>117</b>	<b>140</b>	<b>49</b>

# STATUS OF JSSK – SERVICE DELIVERY DISTRICT–SIMDEGA

Name of Block	Total No. of p.w. who availed the free entitlements in FY 13-14 (April - May 13)							
	Total Inst Delivery	Free Drugs & Consumables	Free Diet	Free Diagnostics	Free Blood	Free Referral (home to health)	Free Referral (health to home)	Free Referral (up referral)
KOLEBIRA	193	190	190	184	0	190	190	0
BANO	142	92	92	72	0	92	92	0
JALDEGA	208	134	134	87	0	134	134	0
T.TANGER	85	56	56	49	0	56	56	0
KURDEG	124	103	103	83	0	103	103	0
BOLBA	61	38	38	26	0	38	38	0
DIADISTRICT HOSPITAL SIMDEGA	265	238	238	194	2	238	238	0
TOTAL	1078	851	851	695	2	851	851	0

# STATUS OF JSSK – SERVICE DELIVERY DISTRICT–SIMDEGA

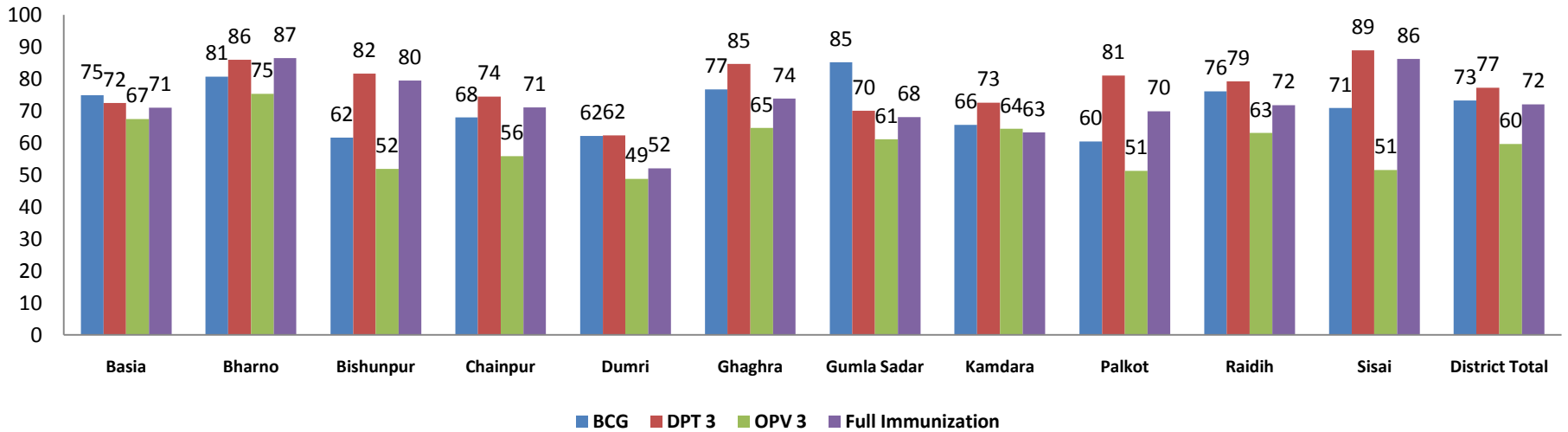
Name of Block	Total No. of sick neonates who availed the free entitlements in FY 13-14 (April - May)					
	Live Birth	Free Drugs & Consumables	Free Diagnostics	Free Referral (home to health)	Free Referral (health to home)	Free Referral (up referral)
KOLEBIRA	259	45	34	45	45	0
BANO	270	14	8	14	14	0
JALDEGA	319	40	32	40	40	0
T.TANGER	239	13	11	13	13	0
KURDEG	243	11	6	11	11	0
BOLBA	103	12	9	9	9	0
DIADISTRICT HOSPITAL SIMDEGA	284	62	51	62	62	0
TOTAL	1717	197	151	194	194	0

# IMMUNIZATION INDICATOR

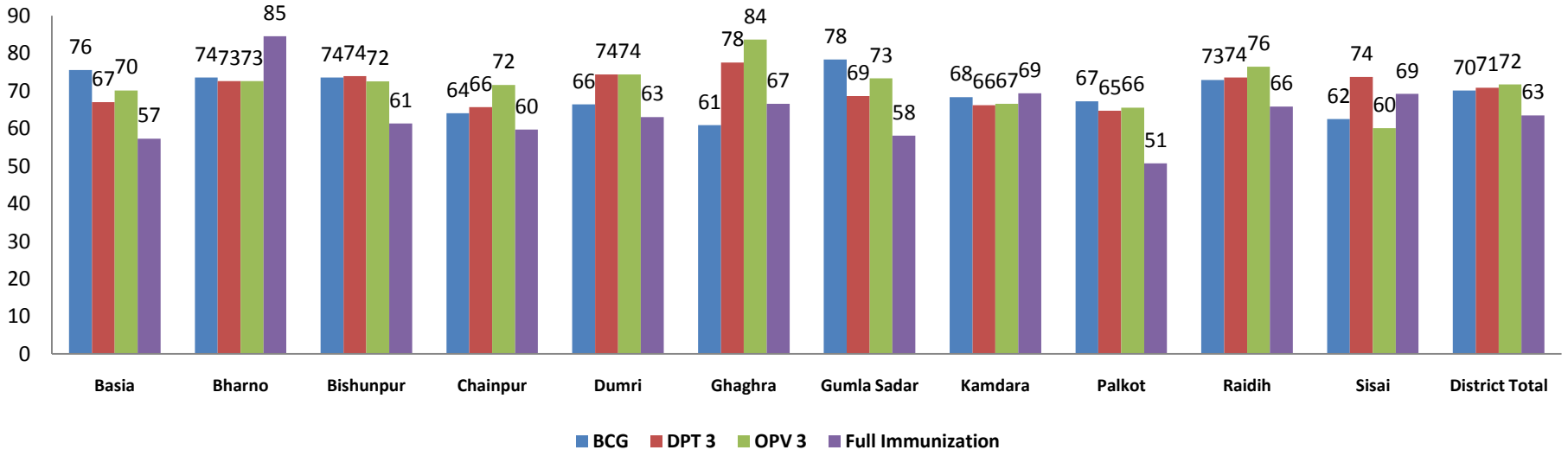
Immunization Indicators (April – March 12-13)									
	Live Birth	BCG	% of BCG to Live Birth	Institutional Delivery	HEP B 0	% of HEP B 0 to Institutional Delivery	Infant Target	Measles 2nd Dose	% of Measles 2nd Dose to Infant
GUMLA	19481	18949	97	14964	2872	19	26000	11642	45
KHUNTI	9407	11075	118	5395	3636	67	14000	9547	68
LOHARDAGA	9857	10318	105	8777	3682	42	12000	7527	63
RANCHI	52122	56616	109	41216	9701	24	74000	5735	8
SIMDEGA	11038	10834	98	6266	1888	30	15000	5136	34
Immunization Indicators (April – May 13-14)									
	Live Birth	BCG	% of BCG to Live Birth	Institutional Delivery	HEP B 0	% of HEP B 0 to Institutional Delivery	Infant Target	Measles 2nd Dose	% of Measles 2nd Dose to Infant
GUMLA	3092	3108	101	2532	1000	39	4433	2625	59
KHUNTI	1749	2097	120	1174	877	75	2091	1605	77
LOHARDAGA	1546	1627	105	1466	835	57	2120	1387	65
RANCHI	5589	7273	130	4607	1858	40	11486	4271	37
SIMDEGA	1914	1803	94	1086	349	32	2587	1399	54

# GUMLA

## % Achievement April to March 2012-13



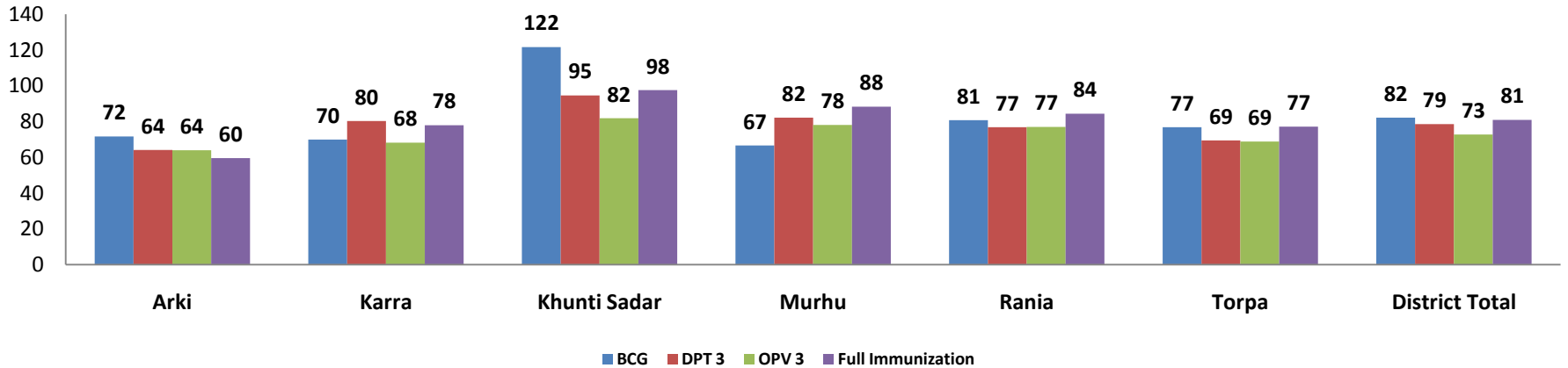
## % Achievement April to May 2013-14



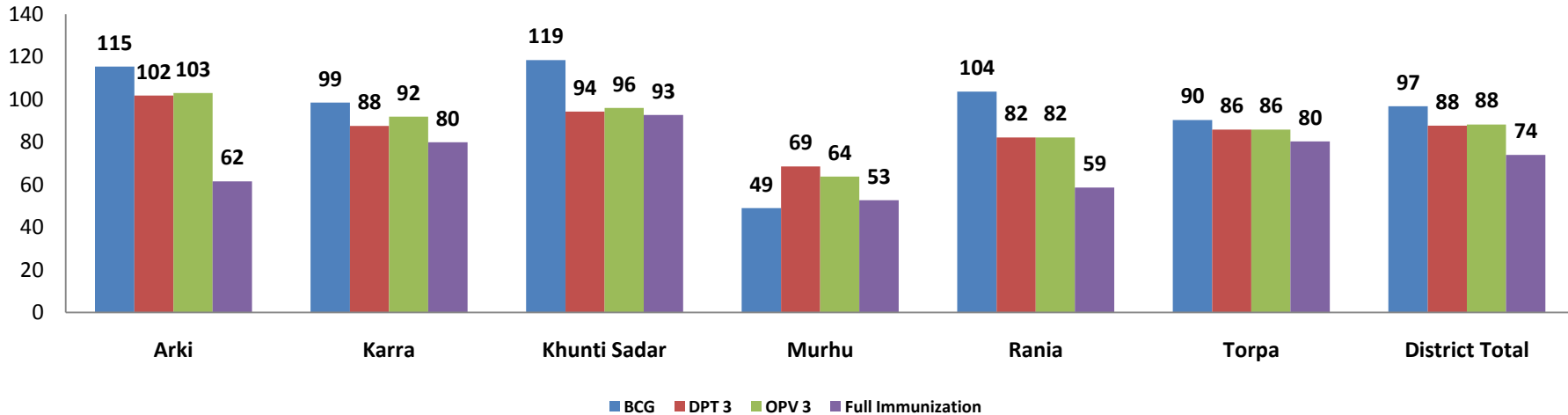


# KHUNTI

## % Achievement April to March 12-13

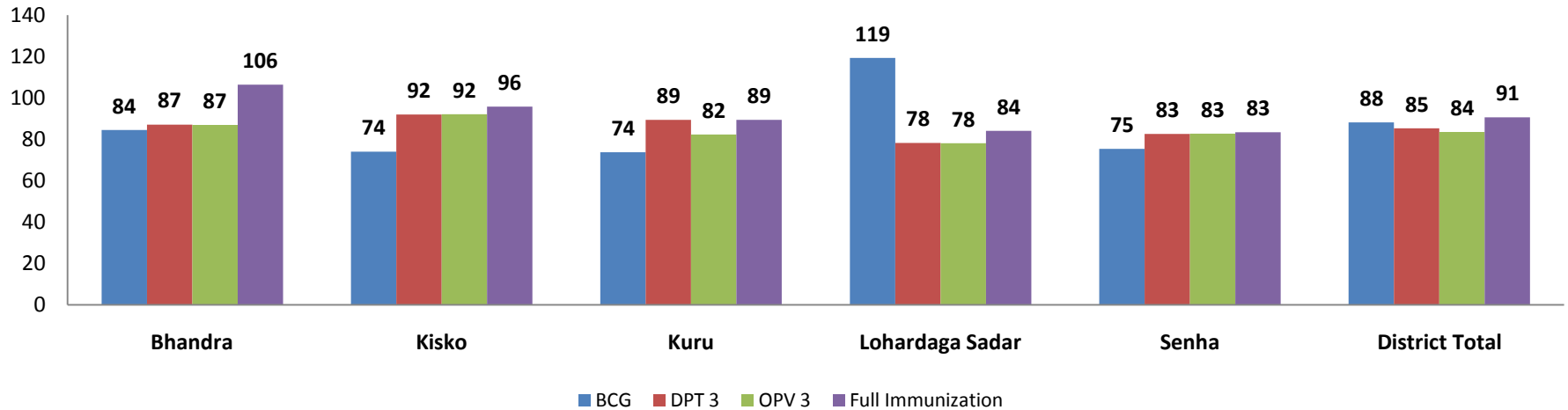


## % Achievement April to May 2013-14

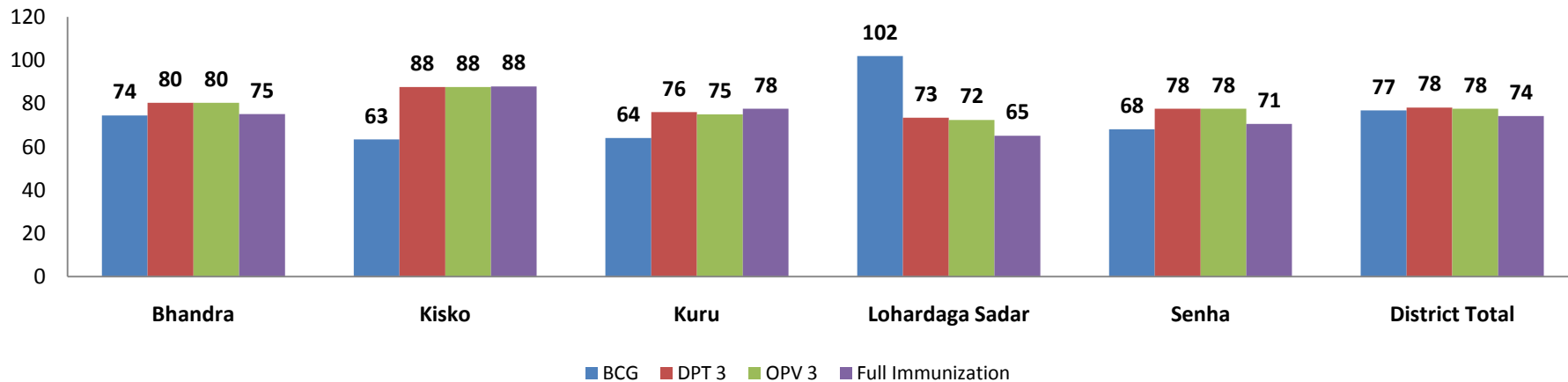


# LOHARDAGA

## % Achievement April to March 2012-13

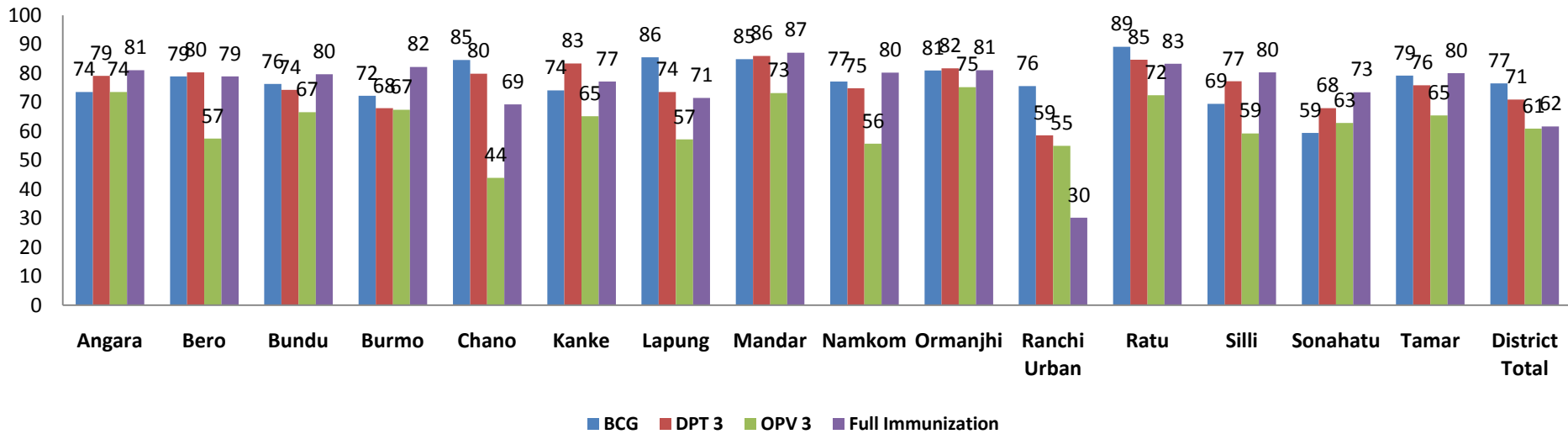


## % Achievement April to May 2013-14

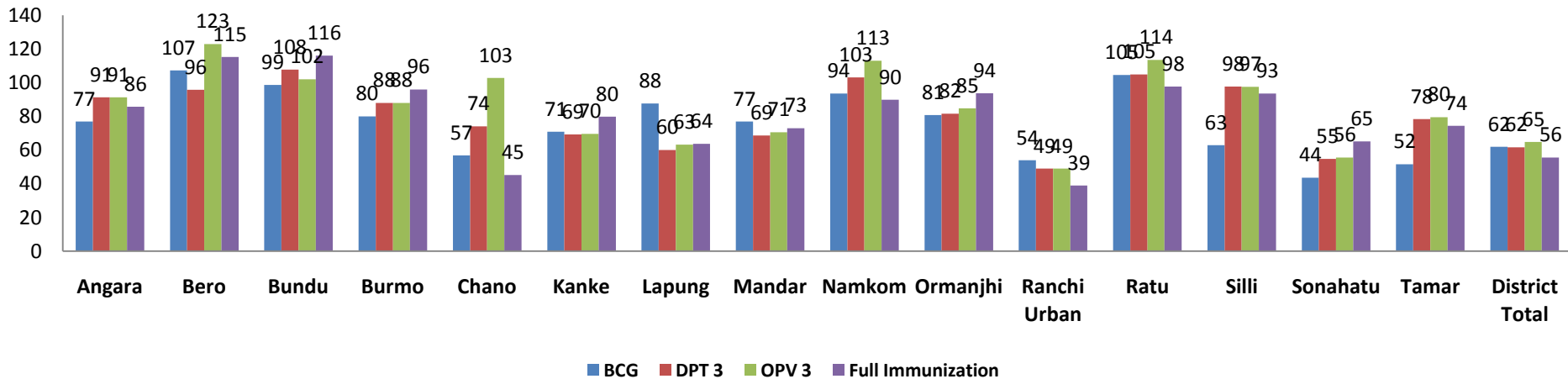


# RANCHI

## % Achievement April to March 2012-13

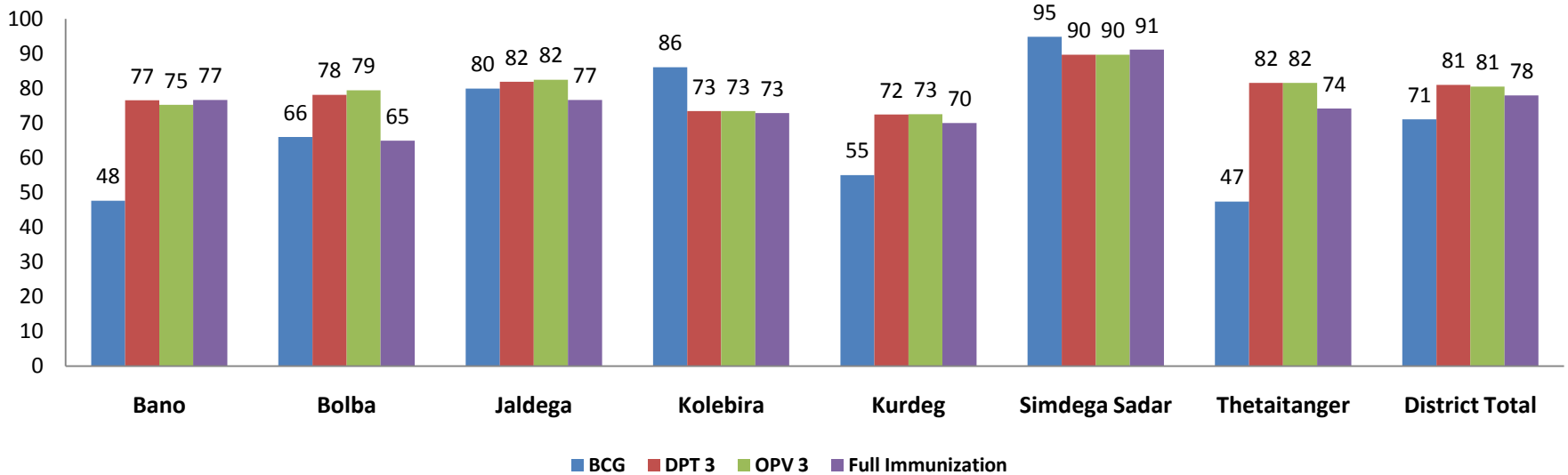


## % Achievement April to May 13-14

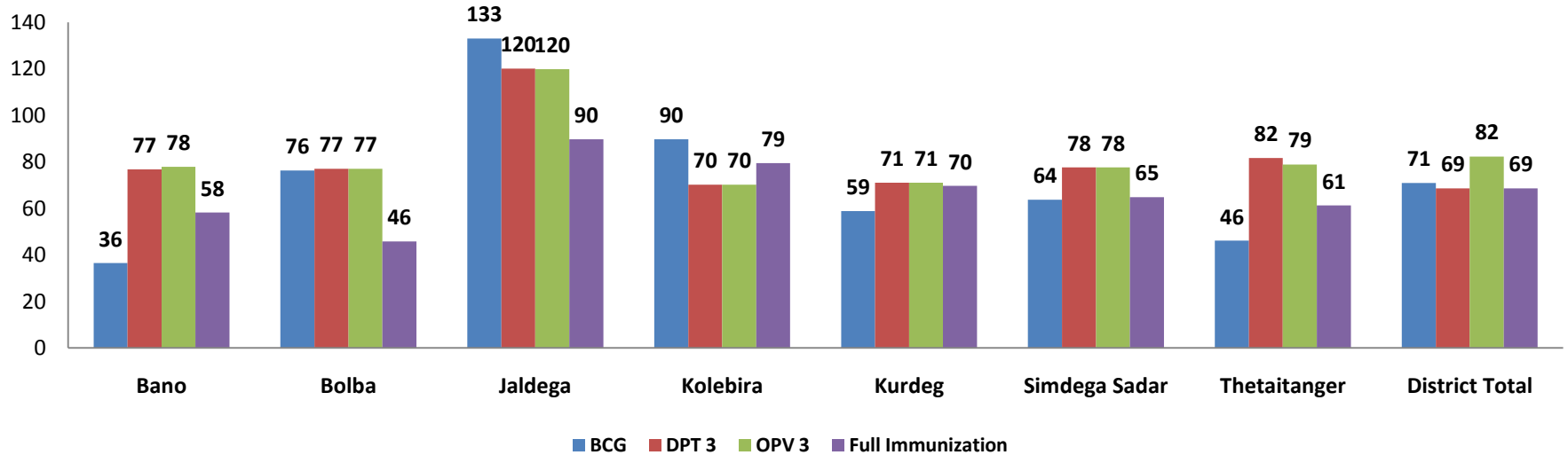


# SIMDEGA

## % Achievement April to March 12-13



## % Achievement April to May 2013-14



## MCTS Status against Target Fixed by Dist on 1<sup>st</sup> May during Review Meeting

District	Target of PW	Total Mother's Entry	% Mothers Entry	Target Fixed by Dist for the month of May (Mother)	Target of Infant	Total Child's Entry	% Child Entry	Target Fixed by Dist for the month of May (Child)
GUMLA	30000	15815	53%	<b>70</b>	26000	15216	59%	<b>70</b>
KHUNTI	15000	10888	73%	<b>60</b>	14000	7609	54%	<b>60</b>
LOHARDAGA	13000	8900	68%	<b>70</b>	12000	8496	71%	<b>70</b>
RANCHI	85000	41115	48%	<b>55</b>	74000	28985	39%	<b>55</b>
SIMDEGA	17000	7322	43%	<b>60</b>	15000	8262	55%	<b>60</b>

# NBCC/ NBSU STATUS

## REPORTED MONTH APRIL TO MAY 2013 – GUMLA

CHC	No. of NBCCs Proposed	No. of NBCCs Operational	No. of Radiant Warmer Functional	No. of NBSU Proposed	No. of NBSU Operational
Basia	1	1	1	1	0
Bharno	1	1	1	0	0
Bishunpur	1	1	1	0	0
Chainpur	1	1	1	0	0
Dumri	1	1	1	0	0
Ghaghra	1	1	1	0	0
Sadar	0	0	0	0	0
Kamdara	1	1	1	0	0
Palkot	1	1	1	0	0
Raidih	1	1	1	0	0
Sisai	1	1	1	1	0
S.Hosp	1	1	2	0	0
<b>Total</b>	<b>11</b>	<b>11</b>	<b>12</b>	<b>2</b>	<b>0</b>

# NBCC/ NBSU STATUS

## REPORTED MONTH APRIL TO MAY 2013 - KHUNTI

Block Name	No. of NBCCs Proposed	No. of NBCCs Operational	No. of Radiant Warmer Functional	No. of NBSU Proposed	No. of NBSU Operational
ARKI	1	1	2	0	0
KARRA	1	0	1	0	0
TORPA	1	1	2	1	0
RANIA	1	1	1	0	0
MURHU	1	0	2	0	0
KHUNTI	0	0	0	0	0
SDH	1	1	2	1	0
TOTAL	6	4	10	1	0

# NBCC/ NBSU STATUS

## REPORTED MONTH APRIL TO MAY 2013 - LOHARDAGA

District	No. of NBCCs Proposed	No. of NBCCs Operational	No. of Radiant Warmer Functional	No. of NBSU Proposed	No. of NBSU Operational
KURU	1	1	1	0	0
KISKO	1	1	1	0	0
SENHA	1	1	1	0	0
BHANDRA	1	1	1	0	0
LOHARDAGA SADAR	1	1	2	0	0
<b>District Total</b>	<b>5</b>	<b>5</b>	<b>6</b>	<b>0</b>	<b>0</b>



# NBCC/ NBSU STATUS

## REPORTED MONTH APRIL TO MAY 2013 - RANCHI

District	No. of NBCCs Proposed	No. of NBCCs Operational	No. of Radiant Warmer Functional	No. of NBSU Proposed	No. of NBSU Operational
ANGARA	1	1	1	0	0
BERO	1	1	1	0	0
BUNDU	1	1	NF	0	0
BURMU	1	1	1	0	0
CHANHO	1	1	1	0	0
KANKE	1	1	1	0	0
LAPUNG	1	1	1	0	0
MANDAR	1	1	NF	1	0
NAMKUM	1	1	1	0	0
ORMANJHI	1	1	1	0	0
RATU	1	1	1	0	0
SILLI	1	1	1	0	0
SONAHATU	1	1	1	1	0
TAMAR	1	1	1	0	0
TOTAL	14	14	12	2	0

**NBCC/ NBSU STATUS**  
**REPORTED MONTH APRIL TO MAY 2013 – SIMDEGA**

<b>District</b>	<b>No. of NBCCs Proposed</b>	<b>No. of NBCCs Operational</b>	<b>No. of Radiant Warmer Functional</b>	<b>No. of NBSU Proposed</b>	<b>No. of NBSU Operational</b>
<b>SIMDEGA</b>	<b>1</b>	<b>1</b>	<b>1</b>	<b>1</b>	<b>0</b>
<b>KOLEBIRA</b>	<b>1</b>	<b>1</b>	<b>1</b>	<b>0</b>	<b>0</b>
<b>BANO</b>	<b>1</b>	<b>1</b>	<b>1</b>	<b>0</b>	<b>0</b>
<b>JALDEGA</b>	<b>1</b>	<b>1</b>	<b>1</b>	<b>0</b>	<b>0</b>
<b>T.TANGER</b>	<b>1</b>	<b>1</b>	<b>1</b>	<b>0</b>	<b>0</b>
<b>KURDEG</b>	<b>1</b>	<b>1</b>	<b>1</b>	<b>0</b>	<b>0</b>
<b>BOLBA</b>	<b>1</b>	<b>1</b>	<b>1</b>	<b>0</b>	<b>0</b>
<b>District Total</b>	<b>7</b>	<b>7</b>	<b>7</b>	<b>1</b>	<b>0</b>

# STATUS OF MTC

Name of the Block	Name of MTC	No. of beds	No. of ANM Posted	Expected Children	Total No. of Children Treated in FY 13-14	% of Children Treated against optimum capacity
<b>GUMLA</b>						
<b>RAIDIH</b>	CHC Raidih	14	9	56	28	50
<b>S. Hops.</b>	Sadar Hospital	16	9	64	50	78
<b>Total</b>	<b>2</b>	<b>30</b>	<b>18</b>	<b>120</b>	<b>78</b>	<b>65</b>
<b>KHUNTI</b>						
ARKI	MTC,Rinchi ARKI	5	4	20	21	105
<b>TORPA</b>	<b>MTC,TORPA</b>	<b>15</b>	<b>8</b>	<b>60</b>	<b>26</b>	<b>43</b>
<b>SDH</b>	<b>MTC ,KHUNTI</b>	<b>5</b>	<b>4</b>	<b>20</b>	<b>14</b>	<b>70</b>
Total		<b>20</b>	16	100	61	<b>61</b>

# STATUS OF MTC

Name of the Block	Name of MTC	No. of beds	No. of ANM Posted	Expected Children	Total No. of Children Treated in FY 13-14	% of Children Treated against optimum capacity
<b>LOHARADGA</b>						
KURU	MTC KURU	5	4	20	17	85
BHANDRA	MTC BHANDRA	5	3	20	15	75
Total	<b>2</b>	<b>10</b>	<b>7</b>	<b>40</b>	<b>32</b>	<b>80</b>
<b>SIMDEGA</b>						
Sadar Block, Simdega	Sadar Hospital, Simdega	10	4	40	23	57 %
T.Tangar Block	Ref. Hospital T.Tangar	6	4	24	8	33%
<b>Kolebira Block</b>	<b>CHC Kolebira</b>	<b>6</b>	<b>4</b>	<b>24</b>	<b>9</b>	<b>37%</b>
<b>Total</b>	<b>3</b>	<b>22</b>	<b>12</b>	<b>88</b>	<b>40</b>	<b>45 %</b>

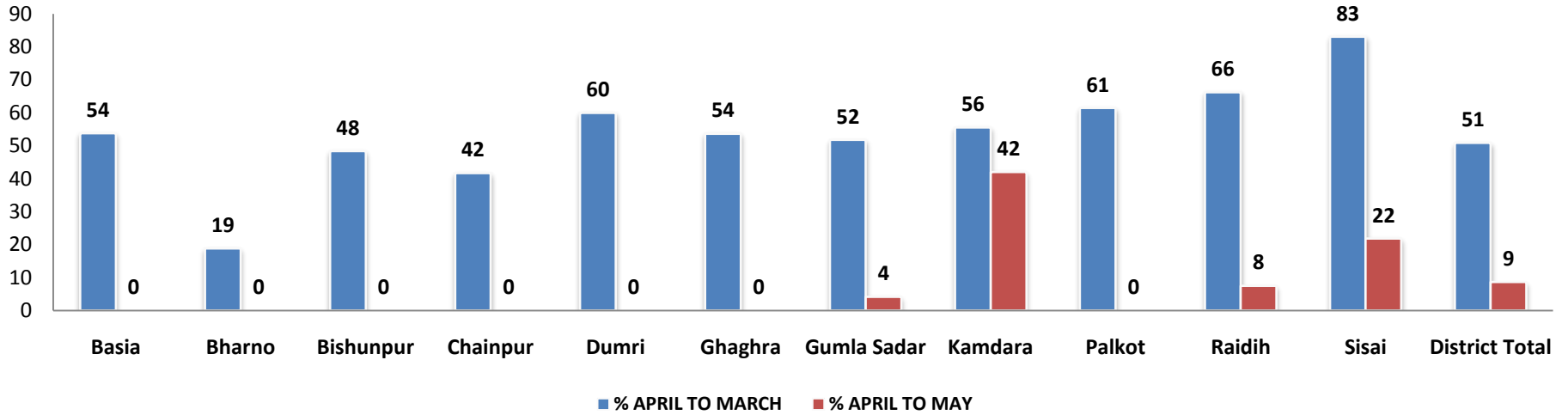
# STATUS OF MTC – RANCHI

Name of the Block	Name of MTC	No. of beds	No. of ANM Posted	Expected Children	Total No. of Children Treated in FY 13-14	% of Children Treated against optimum capacity
MANDAR	MANDAR	16	8	64	40	62%
BUNDU	BUNDU	16	8	64	15	23%
<b>MTC DORANDA</b>	<b>DORANDA</b>	<b>15</b>	<b>4</b>	<b>60</b>	<b>15</b>	<b>26%</b>
Total		<b>47</b>	<b>20</b>	<b>188</b>	<b>70</b>	<b>37%</b>

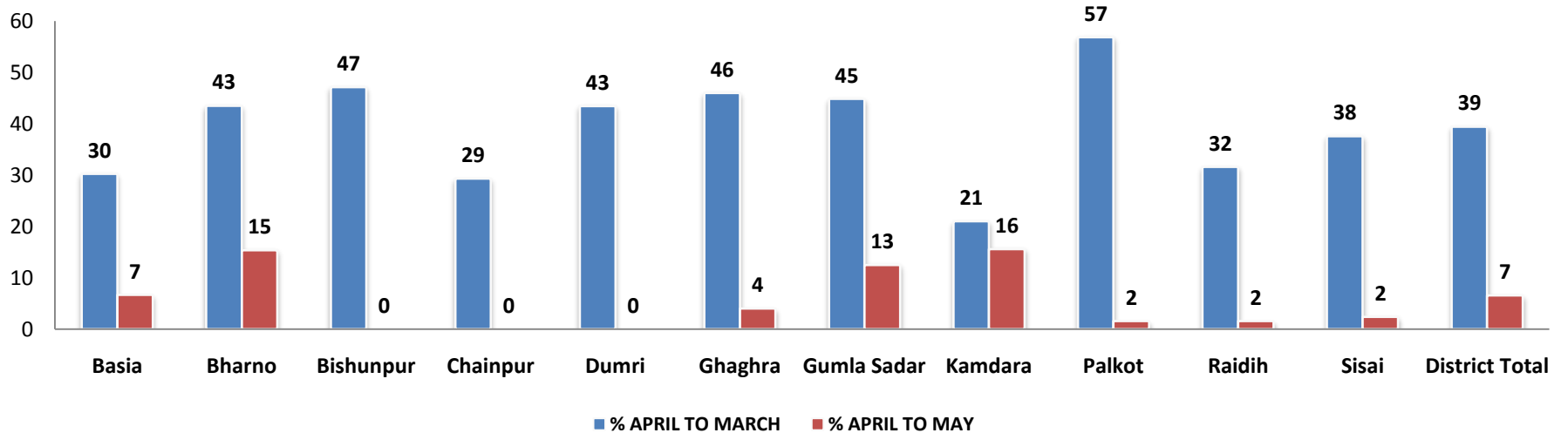
**FAMILY PLANNING SERVICES  
BLOCK WISE PROGRESS**

# GUMLA

## NSV

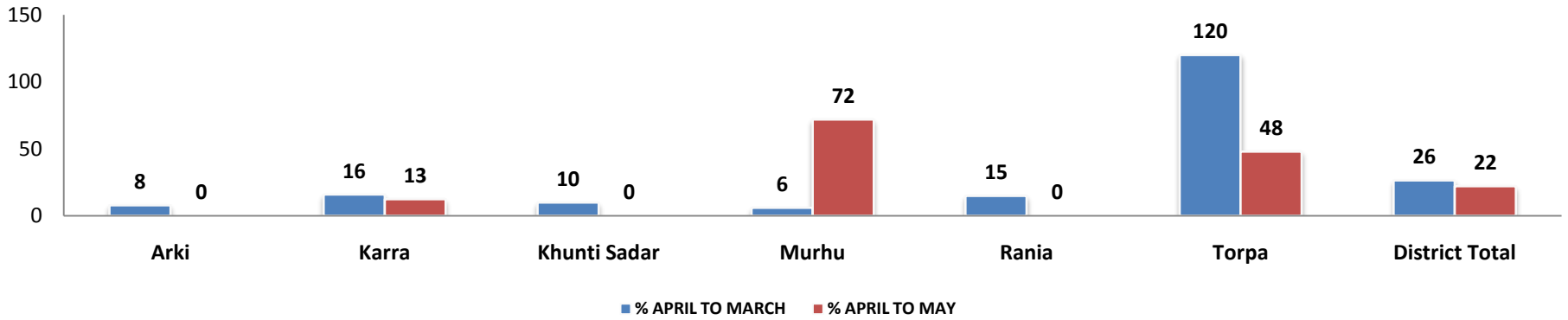


## Tubectomy

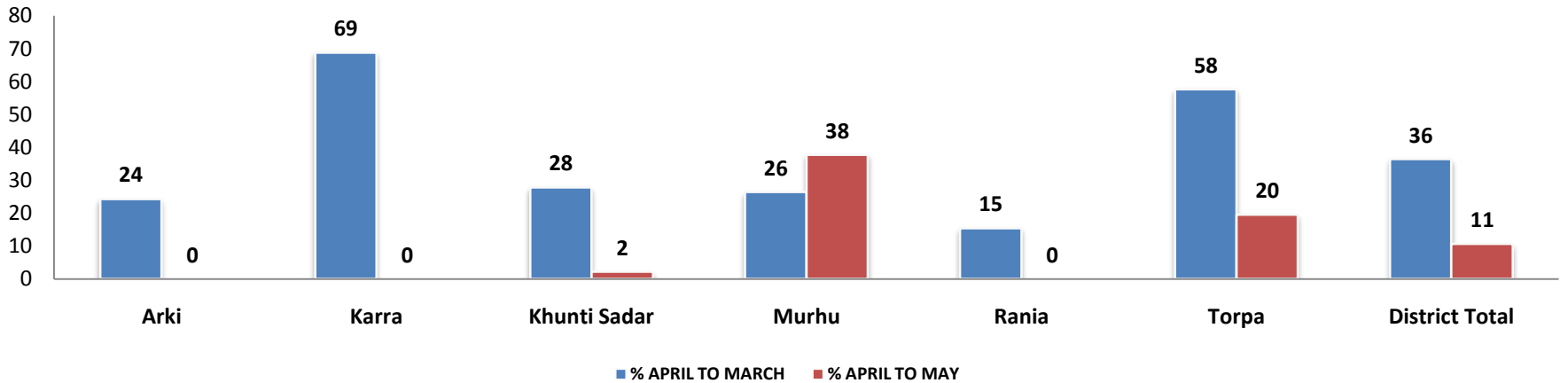


# KHUNTI

## NSV



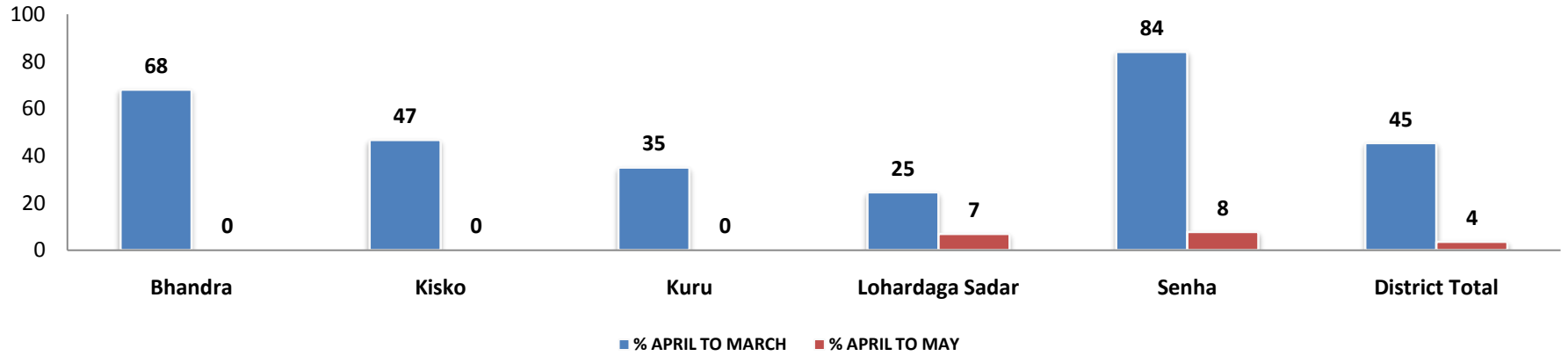
## TUBECTOMY



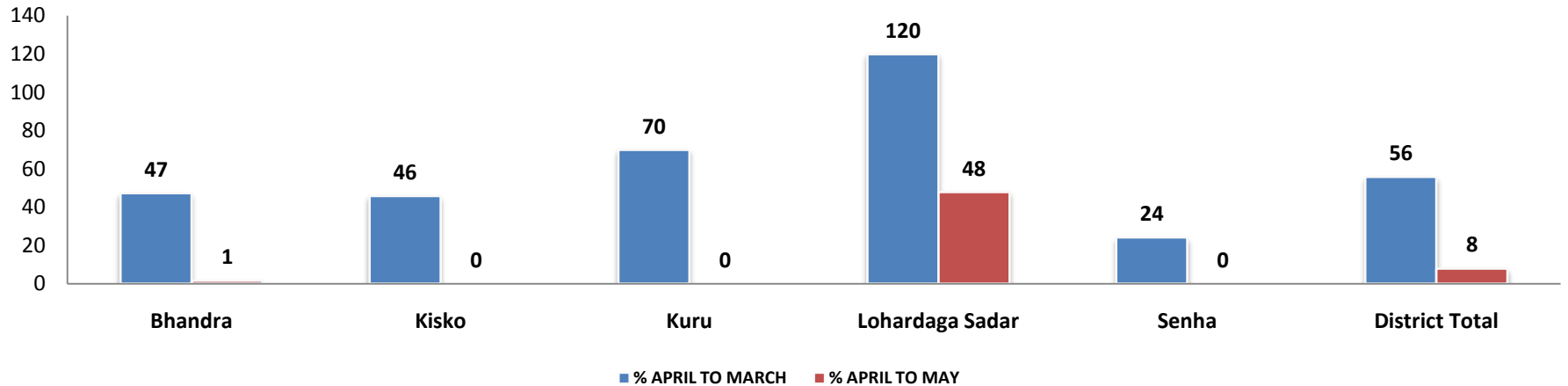


# LOHARDAGA

## NSV

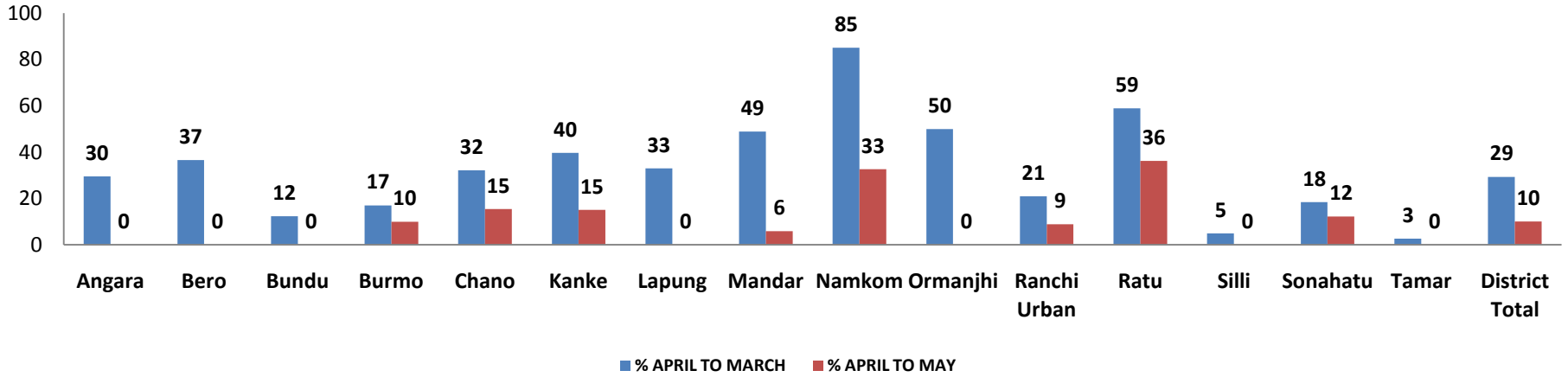


## TUBECTOMY

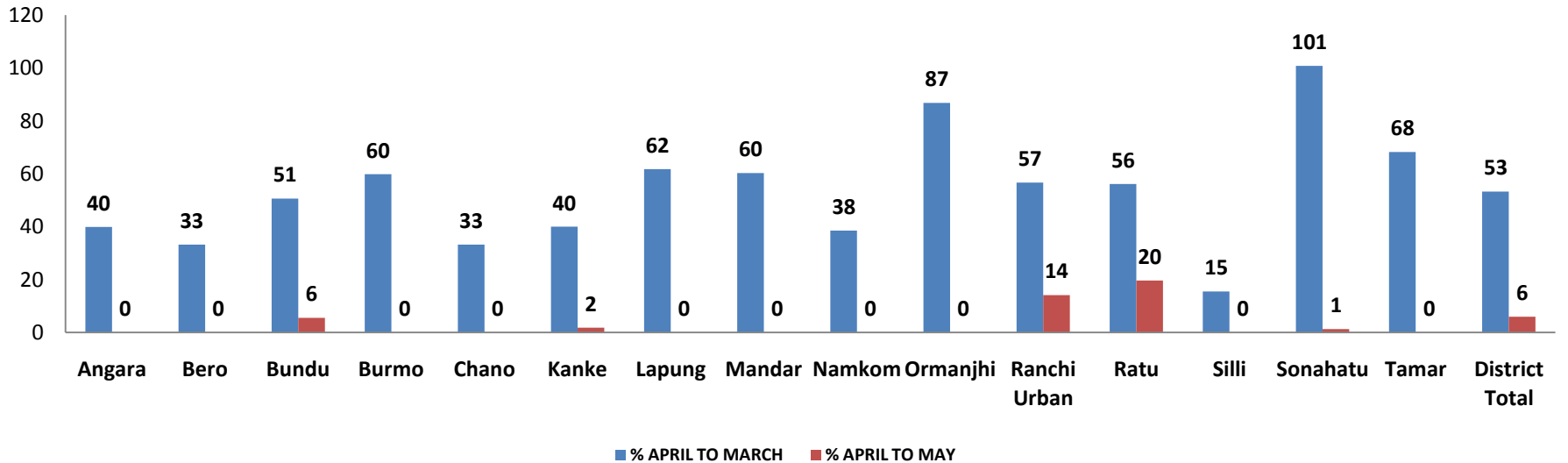


# RANCHI

## NSV

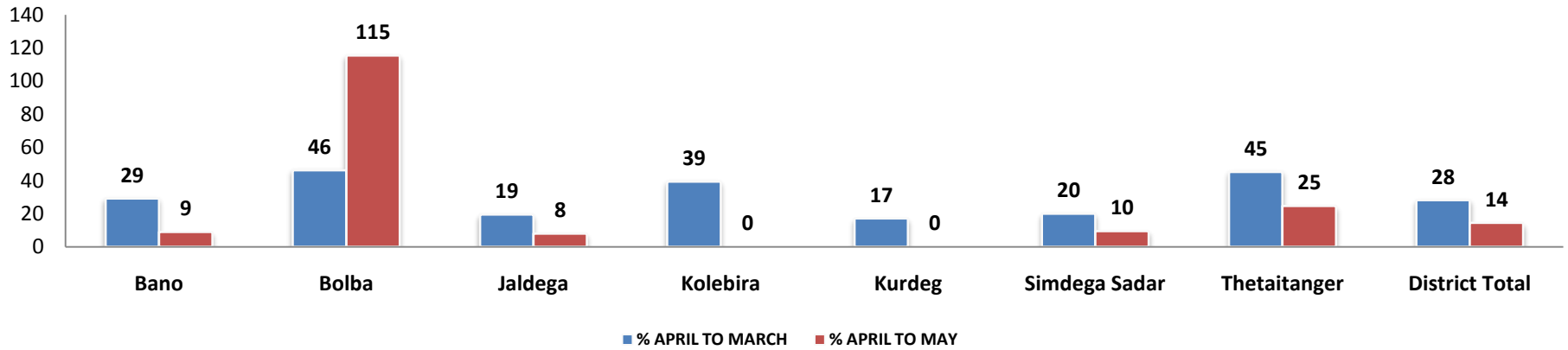


## TUBECTOMY

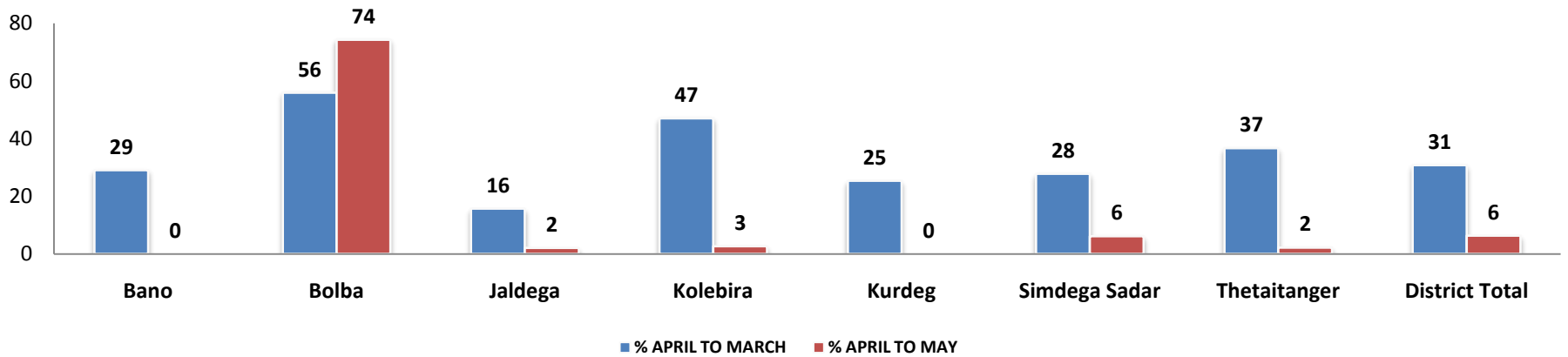


# SIMDEGA

## NSV



## TUBECTOMY



## ARSH Reporting Status

Date:13-06-13

ARSH							
Name of dist.	Report Status April & May '13	Printing of ARSH Register	Printing of Brochure/ Flip book	Community session (Outreach session )	Establishment of District ARSH Cell	Counsellor Recruitment Status	ARSH Clinic Status
Ranchi	Not Received	Not printed except Kanke	Not printed	Few blocks initiated	Room allotted	Not done (Roster not clear)	Functional
Khunti	Received	Not printed except DH & Torpa, Raniya, Karra	In process	Not initiated	Not done	Not done	Functional
Gumla	Received	Printed	Not printed	Not initiated	Already functional	Not done	Functional
Lohardaga	Not Received	In process	Order placed	Not initiated	Not done	Not done (Roster not clear)	Functional
Simdega	Received	In process	Not printed	Not initiated	Room allotted	Completed	Functional

## WIFS Report

Name of District	Register / Reporting format	Report Status March'13	Report Status April'13
Ranchi	Not printed	Received	Not Received
Khunti	Not printed	Not Received	Not Received
Gumla	Printed	Received	Not Received
Lohardaga	Not printed	Received	Not Received
Simdega	Not printed	Received	Received

## PCPNDT Report

Name of District	Quarterly report (Jan- March 2013)
Ranchi	Received
Khunti	Not Received
Gumla	Received
Lohardaga	Received
Simdega	Not Received(Only monthly report received)

## Distribution detail - HBNC Kit (till 31st may 2013)

SI No	Name of Distt	Order placing status		Receiving status		Distribution status	
		Status	No. of HBNC kit	Status	No. of HBNC Kit	Status	No. of HBNC Kit
1	Gumla	Order placed	1759	Received	1759	Distribution started	1250
2	Khunti	Order placed	755	Received	755	Distribution started	603
3	Lohardaga	Order placed	476	Received	476	Distribution started	372
4	Ranchi	Order placed	2791	Received	2791		
5	Simdega	Order placed	727	Received	727	Distribution started	697

# Bicycle Distribution Details - District wise

S L	District Name	No. of Sahiya as	FY 11-12			FY 12-13			Yet to be distributed Proposed for FY 13-14
			Senctione d Bicycle In FY 11- 12 (From NRHM fund)	Placed order for Bicycle	No. of Bicycle distribut ed among Sahiya	Senction ed in FY 12-13 (From State fund)	No. of Bicycle received by district	No. of Bicycle distribut ed among Sahiya	
1	Gumla	1759	680	580	580	500	500	495	579
2	Khunti	755	0			500	500		255
3	Lohardaga	476	223	223	223	125			128
4	Ranchi	2791	0			1580			1211
5	Simdega	727	344	283	283	150			233



# STATUS OF MOBILE MEDICAL UNIT -GUMLA

<b>No. of MMU</b>	<b>4</b>	<b>No. of functional MMU</b>		<b>4</b>
No. of Non functional MMU	0	Reason for Non Functional MMU		NA
<b>Name of Block</b>	<b>No. of MMU Functional</b>	<b>Name of NGO running MMU</b>	<b>No. of Beneficiary April – May 13</b>	<b>Average Cost per Beneficiary during FY 2013 -14</b>
Sadar, Ghaghra, Bishunpur	1	Vikas Bharti Bishunpur (Old)	4447	2.5
Chainpur, Raidih	1	St. Lievens Health Centre	2217	2
Dumri, Palkot, Jari	1	St. Michal Health Centre	2434	2
Bharno, Sisai	1	ICERT	2138	2

# STATUS OF MOBILE MEDICAL UNIT – KHUNTI

<b>No. of MMU</b>	<b>5</b>	<b>No. of functional MMU</b>		<b>4</b>
No. of Non functional MMU	1	Reason for Non Functional MMU		Starting from 1st June13
<b>Name of Block</b>	<b>No. of MMU Functional</b>	<b>Name of NGO running MMU</b>	<b>No. of Beneficiary April – May 13</b>	<b>Average Cost per Beneficiary during FY 2013 - 14</b>
KARRA+TORPA	1	SANKALP KISAN VIKASH KENDRA	2572	93
KHUNTI+MURHU	1	VIKASH BHARTI	4144	84
KHUNTI+MURHU	1	SANKALP JYOTI	3237	100
RANIA	1	ICERT	2550	99

# STATUS OF MOBILE MEDICAL UNIT – LOHARDAGA

<b>No. of MMU</b>	<b>5</b>	<b>No. of functional MMU</b>		<b>5</b>
No. of Non functional MMU	5	Reason for Non Functional MMU		0
<b>Name of Block</b>	<b>No. of MMU Functional</b>	<b>Name of NGO running MMU</b>	<b>No. of Beneficiary April – May 13</b>	<b>Average Cost per Beneficiary during FY 2013 - 14</b>
KURU	1	ICERT-I	1806	199
KISKO	1	IDEA	2841	89
SENHA	1	MDHUR MUSKAN	2845	127
BHANDRA	1	VIKAS BHARTI BISHUNPUR	4417	82
LOHARDAGA SADAR	1	ICERT-II	551	653
	5		12460	

# STATUS OF MOBILE MEDICAL UNIT – RANCHI

<b>No. of MMU</b>	<b>5</b>	<b>No. of functional MMU</b>		<b>5</b>
<b>No. of Non functional MMU</b>	<b>0</b>	<b>Reason for Non Functional MMU</b>		<b>0</b>
<b>Name of Block</b>	<b>No. of MMU Functional</b>	<b>Name of NGO running MMU</b>	<b>No. of Beneficiary April – May 13</b>	<b>Average Cost per Beneficiary during FY 2013 - 14</b>
<b>Ratu , Mandar, Chanho, Bero</b>	<b>1</b>	<b>Vikash Bharti</b>	<b>2643</b>	<b>Payment pending</b>
<b>Namkom, Ormanjhi</b>	<b>1</b>	<b>Madhur Muskan</b>	<b>2344</b>	<b>Payment pending</b>
<b>Silli , Sonahatu</b>	<b>1</b>	<b>Rinchi Trust</b>	<b>2557</b>	<b>Payment pending</b>
<b>Angara</b>	<b>1</b>	<b>Rinchi Trust</b>	<b>2252</b>	<b>Payment pending</b>
<b>Urban</b>	<b>1</b>	<b>Rinchi Trust</b>	<b>2677</b>	<b>Payment pending</b>

# STATUS OF MOBILE MEDICAL UNIT –SIMDEGA

<b>No. of MMU</b>	<b>3</b>	<b>No. of functional MMU</b>	<b>3</b>	
No. of Non functional MMU	3	Reason for Non Functional MMU		
<b>Name of Block</b>	<b>No. of MMU Functional</b>	<b>Name of NGO running MMU</b>	<b>No. of Beneficiary April – May 13</b>	<b>Average Cost per Beneficiary during FY 2013 -14</b>
Kurdeg, T.Tangar & Bolbba	1	Pragyarupa Vikas Samiti, Dhurwa	795	168/-
Jaldeg & Bano	1	Citizen Foundation	924	147/-
Simdega & Kolebira	1	Vikas Bharati, Bishunpur	1022	124/-

# STATUS OF BIO MEDICAL WASTE – GUMMLA

Name of BLOCK	Number of Facilities	Incinerator Functional (Y/N)	No. of Facility having Autoclave Functional	No. of Facility having Deep Burial Pit Functional	No. of Facility having Sharp Pit Functional	No. of facility having Color coded bins
District Hospital	1	N	Y	Y	Y	Y
Bishunpur	1	N	N	Y	Y	Y
Ghaghra	1	N	N	Y	Y	Y
Sadar	1	N	N	Y	Y	Y
Raidih	1	N	N	Y	Y	Y
Chainpur	1	N	N	Y	Y	Y
Dumri	1	N	N	Y	Y	Y
Palkot	1	N	N	Y	Y	Y
Kamdara	1	N	N	Y	Y	Y
Bharno	1	N	N	Y	Y	Y
Sisai	1	N	N	Y	Y	Y
Basia	1	N	N	Y	Y	Y

# STATUS OF BIO MEDICAL WASTE – KHUNTI

Name of BLOCK	Number of Facilities	Incinerator Functional (Y/N)	No. of Facility having Autoclave Functional	No. of Facility having Deep Burial Pit Functional	No. of Facility having Sharp Pit Functional	No. of facility having Color coded bins
District Hospital	1	N	1	1	1	1
CHC TORPA	1	N	1	1	1	1
CHC ARKI	1	N	1	1	1	1
CHC RANIA	1	N	1	1	1	1
CHC KARRA	1	N	1	1	1	1
CHC MURHU	1	N	1	1	1	1

# STATUS OF BIO MEDICAL WASTE – LOHARDAGA

Name of BLOCK	Number of Facilities	Incinerator Functional (Y/N)	No. of Facility having Autoclave Functional	No. of Facility having Deep Burial Pit Functional	No. of Facility having Sharp Pit Functional	No. of facility having Color coded bins
District Hospital	1	N	1	1	1	1
KURU	1	N	1	1	1	1
KISKO	1	N	1	1	1	1
SENHA	1	N	1	1	1	1
BHANDRA	1	N	1	1	1	1



# STATUS OF BIO MEDICAL WASTE – RANCHI

Sl No	CHC	Deep Burial Pit		Sharp Pit		Colour coded Bins			Autoclave			
		Exists (Yes/No)	Functional/ Non Functional(F/NF)	Exists (Yes/No)	Functional/N on Functional(F/NF)	Labour Room	OT	Wards	In Labour room exists (Y/N)	Functional/N on Functional(F/NF)	In OT exists	Functional/N on Functional(F/NF)
1	Ormanjhi	Y	Y	Y	F	Y	Y	Y	N	NF	N	NF
2	Chanho	Y	F	Y	F	Y	Y	Y	N	NF	Y	F
3	Lapung	Y	F	Y	F	Y	Y	N	Y	NF	N	NF
4	Silli	Y	F	Y	F	Y	Y	N	Y	F	N	NF
5	Ratu	Y	F	Y	F	Y	Y	Y	Y	F	Y	F
6	Kanke	Y	F	Y	F	Y	Y	N	Y	F	Y	F
7	Bundu	Y	F	Y	F	Y	Y	Y	Y	F	Y	F
8	Angara	Y	F	Y	F	Y	Y	Y	Y	NF	Y	NF
9	Mandar	Y	F	Y	F	Y	Y	Y	Y	F	Y	F
10	Tamar	Y	F	Y	F	Y	Y	Y	Y	F	Y	F
11	Burmu	Y	F	Y	F	Y	Y	Y	Y	F	Y	F
12	Sonahatu	Y	F	Y	F	Y	Y	Y	Y	F	Y	F
13	Bero	Y	F	Y	F	Y	Y	Y	Y	F	Y	F
14	Namkom	Y	F	Y	F	Y	Y	Y	Y	F	Y	F

# STATUS OF BIO MEDICAL WASTE- SIMDEGA

Name of BLOCK	Number of Facilities	Incinerator Functional (Y/N)	No. of Facility having Autoclave Functional	No. of Facility having Deep Burial Pit Functional	No. of Facility having Sharp Pit Functional	No. of facility having Color coded bins
District Hospital	1	N	1	1	1	1
CHC Simdega	1	N	0	0	0	0
CHC Kolebira	1	N	1	1	1	1
CHC Bano	1	N	1	0	1	1
CHC Jaldega	1	N	2	1	2	10
CHC T.Tangar	1	N	1	1	1	8
CHC Bolba	1	N	1	1	1	1
CHC Kurdeg	1	N	6	1	1	6

# Training Achievement of 2012-13

## District: Ranchi

Training Programme	Target for 2012-13 (include Backlog)	Achievement Till (Apr-March 2013)	Remaining Batches
SBA Training (Persons)	80	62	18
Re Orientation of SBA Trained ANM	1 Batch	1 Batch	0
IMNCI Training	-	-	-
NSSK Training (Mo, SN,ANM)	4 Batches	4 Batches	0
ARSH District ToT for WIFS	1 Batch	1 Batch	0
ARSH District Level Training	1 Batch	0	1 Batch
Bio Medical Waste Management ToT	1 Batch	1 Batch	0
RTI/STI Training	1 Batch	1 Batch	0
ANC,MCP Card & Labor room register training	24 Batches	4 Batches	20 Batches

# Training Achievement of 2012-13

## District: Gumla

Training Programme	Target for 2012-13 (include Backlog)	Achievement Till (Apr-March 2013)	Remaining Batches
SBA Training (Persons)	27	24	3
Re Orientation of SBA Trained ANM	-	-	-
IMNCI Training	5 Batches	5 Batches	0
NSSK Training (Mo, SN,ANM)	2 Batches	2 Batches	0
ARSH District ToT for WIFS	1 Batch	1 Batch	0
ARSH District Level Training	1 Batch	1 Batch	0
Bio Medical Waste Management ToT	1 Batch	1 Batch	0
RTI/STI Training	1 Batch	0	1 Batch
ANC,MCP Card & Labor room register training	15 Batches	8 Batches	7 Batches

# Training Achievement of 2012-13

## District: Lohardaga

Training Programme	Target for 2012-13 (include Backlog)	Achievement Till (Apr-March 2013)	Remaining Batches
SBA Training (Persons)	18	21 (Backlog)	0
Re Orientation of SBA Trained ANM	1 Batch	1 Batch	0
IMNCI Training	2 Batches	2 Batches	0
NSSK Training (Mo, SN,ANM)	4 Batches	4 Batches	0
ARSH District ToT for WIFS	1 Batch	1 Batch	0
ARSH District Level Training	1 Batch	1 Batch	0
Bio Medical Waste Management ToT	1 Batch	1 Batch	0
RTI/STI Training	1 Batch	1 Batch	0
ANC,MCP Card & Labor room register training	6 Batches	5 Batches	1 Batch

# Training Achievement of 2012-13

## District: Khunti

Training Programme	Target for 2012-13 (include Backlog)	Achievement Till (Apr-March 2013)	Remaining Batches
SBA Training (Persons)	27	24	3
Re Orientation of SBA Trained ANM	-	-	-
IMNCI Training	-	-	-
NSSK Training (Mo, SN,ANM)	2 Batches	1 Batch	1 Batch
ARSH District ToT for WIFS	1 Batch	1 Batch	0
ARSH District Level Training	1 Batch	1 Batch	0
Bio Medical Waste Management ToT	1 Batch	1 Batch	0
RTI/STI Training	1 Batch	1 Batch	0
ANC,MCP Card & Labor room register training	7 Batches	5 Batches	2 Batches

# Training Achievement of 2012-13

## District: Simdega

Training Programme	Target for 2012-13 (include Backlog)	Achievement Till (Apr-March 2013)	Remaining Batches
SBA Training (Persons)	12	4	8
Re Orientation of SBA Trained ANM	-	-	-
IMNCI Training	4 Batches	3 Batches	1 Batch
NSSK Training (Mo, SN,ANM)	2 Batches	2 Batches	0
ARSH District ToT for WIFS	1 Batch	1 Batch	0
ARSH District Level Training	1 Batch	1 Batch	0
Bio Medical Waste Management ToT	1 Batch	1 Batch	0
RTI/STI Training	1 Batch	1 Batch	0
ANC,MCP Card & Labor room register training	13 Batches	3 Batches	10 Batches

# Training Related Issues

- Date of submission of Training Progress Report is 5<sup>th</sup> of every month, but report is not provided by district timely and thus causing delay in giving report to GOI
- All training expenditure report is not covered in FMR.
- As per the opening balance of April 2013, the fund can be utilized by conducting training. For this purpose a tentative training plan is mailed to all the districts. **Also letter from**



# Dist. Wise Training Expenditure Status till March 2013

A.9 TRAINING					
District	Opening Balance	Fund Received	Total Fund	Expenditure	%
<b>Gumla</b>	3.370	26.745	30.115	19.733	<b>66</b>
<b>Khunti</b>	13.899	15.413	29.312	10.009	<b>34</b>
<b>Lohardaga</b>	17.228	15.026	32.255	15.286	<b>47</b>
<b>Ranchi</b>	20.364	39.147	59.511	18.670	<b>31</b>
<b>Simdega</b>	24.561	21.829	46.389	17.531	<b>38</b>